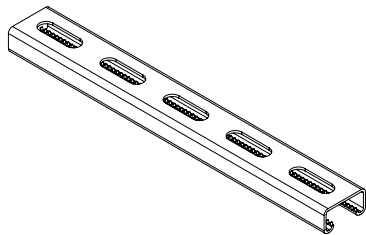
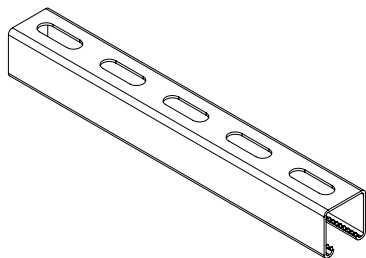
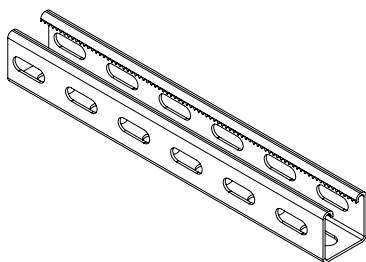


GALVANIZED**CHANNEL sin-**


CODE	DESCRIPTION
P21153000ZE	CHANNEL ZE 41/21/1,5 mm 3000
P21156000ZE	CHANNEL ZE 41/21/1,5 mm 6000
P21203000ZE	CHANNEL ZE 41/21/2,0 mm 3000
P21206000ZE	CHANNEL ZE 41/21/2,0 mm 6000



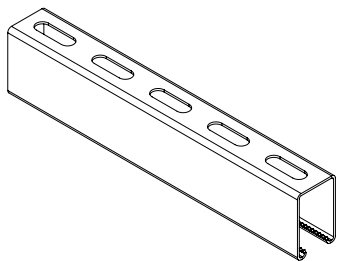
CODE	DESCRIPTION
P41153000ZE	CHANNEL ZE 41/41/1,5 mm 3000
P41156000ZE	CHANNEL ZE 41/41/1,5 mm 6000
P41203000ZE	CHANNEL ZE 41/41/2,0 mm 3000
P41206000ZE	CHANNEL ZE 41/41/2,0 mm 6000
P41253000ZE	CHANNEL ZE 41/41/2,5 mm 3000
P41256000ZE	CHANNEL ZE 41/41/2,5 mm 6000
P41303000ZE	CHANNEL ZE 41/41/3,0 mm 3000
P41306000ZE	CHANNEL ZE 41/41/3,0 mm 6000



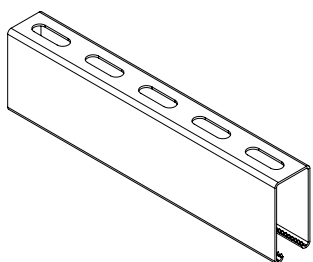
CODE	DESCRIPTION
PT41153000ZE	CHANNEL ZE SLOTTED ON THREE SIDES 41/41/1,5 mm 3000
PT41156000ZE	CHANNEL ZE SLOTTED ON THREE SIDES 41/41/1,5 mm 6000
PT41203000ZE	CHANNEL ZE SLOTTED ON THREE SIDES 41/41/2,0 mm 3000
PT41206000ZE	CHANNEL ZE SLOTTED ON THREE SIDES 41/41/2,0 mm 6000
PT41253000ZE	CHANNEL ZE SLOTTED ON THREE SIDES 41/41/2,5 mm 3000
PT41256000ZE	CHANNEL ZE SLOTTED ON THREE SIDES 41/41/2,5 mm 6000




CODE	DESCRIPTION
PN41253000ZE	CHANNEL DO NOT SLOTTED ZE 41/41/2,5 mm 3000
PN41256000ZE	CHANNEL DO NOT SLOTTED ZE 41/41/2,5 mm 6000
PN41303000ZE	CHANNEL DO NOT SLOTTED ZE 41/41/3,0 mm 3000
PN41306000ZE	CHANNEL DO NOT SLOTTED ZE 41/41/3,0 mm 6000



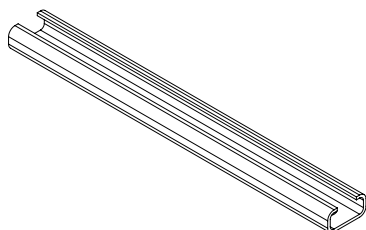
CODE	DESCRIPTION
P62153000ZE	CHANNEL ZE 41/62/1,5 mm 3000
P62156000ZE	CHANNEL ZE 41/62/1,5 mm 6000
P62203000ZE	CHANNEL ZE 41/62/2,0 mm 3000
P62206000ZE	CHANNEL ZE 41/62/2,0 mm 6000
P62253000ZE	CHANNEL ZE 41/62/2,5 mm 3000
P62256000ZE	CHANNEL ZE 41/62/2,5 mm 6000
P62303000ZE	CHANNEL ZE 41/62/3,0 mm 3000
P62306000ZE	CHANNEL ZE 41/62/3,0 mm 6000



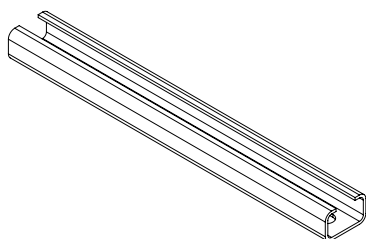
CODE	DESCRIPTION
P82253000ZE	CHANNEL ZE 41/82/2,5 mm 3000
P82256000ZE	CHANNEL ZE 41/82/2,5 mm 6000
P82303000ZE	CHANNEL ZE 41/82/3,0 mm 3000
P82306000ZE	CHANNEL ZE 41/82/3,0 mm 6000




CODE	DESCRIPTION
UNI271252000ZE	CHANNEL ZE 27/18/1,25 mm 2000



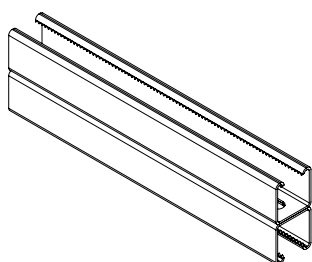
CODE	DESCRIPTION
UNI30152000ZE	CHANNEL ZE 30/15/1,5 mm 2000
UNI30202000ZE	CHANNEL ZE 30/15/2,0 mm 2000



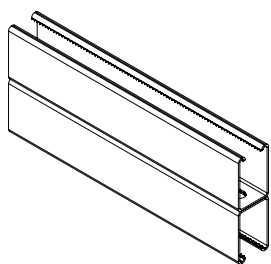
CODE	DESCRIPTION
UNI32252000ZE	CHANNEL ZE 32/20/2,5 mm 2000



CODE	DESCRIPTION
PD21153000ZE	DOUBLE CHANNEL ZE 41/21/1,5 mm 3000
PD21156000ZE	DOUBLE CHANNEL ZE 41/21/1,5 mm 6000
PD21203000ZE	DOUBLE CHANNEL ZE 41/21/2,0 mm 3000
PD21206000ZE	DOUBLE CHANNEL ZE 41/21/2,0 mm 6000



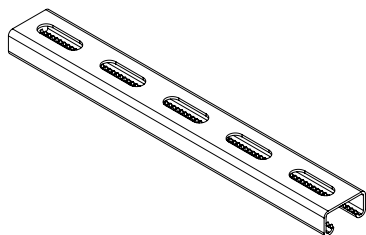
CODE	DESCRIPTION
PD41203000ZE	DOUBLE CHANNEL ZE 41/41/2,0 mm 3000
PD41206000ZE	DOUBLE CHANNEL ZE 41/41/2,0 mm 6000
PD41253000ZE	DOUBLE CHANNEL ZE 41/41/2,5 mm 3000
PD41256000ZE	DOUBLE CHANNEL ZE 41/41/2,5 mm 6000



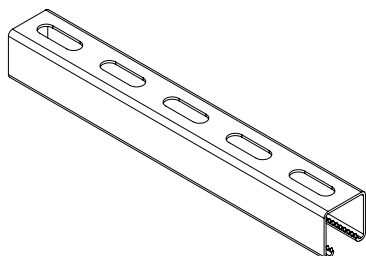
CODE	DESCRIPTION
PD62153000ZE	DOUBLE CHANNEL ZE 41/62/1,5 mm 3000
PD62156000ZE	DOUBLE CHANNEL ZE 41/62/1,5 mm 6000
PD62203000ZE	DOUBLE CHANNEL ZE 41/62/2,0 mm 3000
PD62206000ZE	DOUBLE CHANNEL ZE 41/62/2,0 mm 6000
PD62253000ZE	DOUBLE CHANNEL ZE 41/62/2,5 mm 3000
PD62256000ZE	DOUBLE CHANNEL ZE 41/62/2,5 mm 6000

HOT DIP GALVANI-

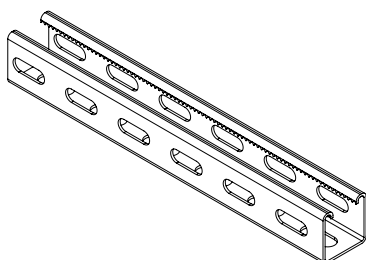
CHANNEL sin-




CODE	DESCRIPTION
P21153000ZC	CHANNEL HDG 41/21/1,5 mm 3000
P21156000ZC	CHANNEL HDG 41/21/1,5 mm 6000
P21203000ZC	CHANNEL HDG 41/21/2,0 mm 3000
P21206000ZC	CHANNEL HDG 41/21/2,0 mm 6000



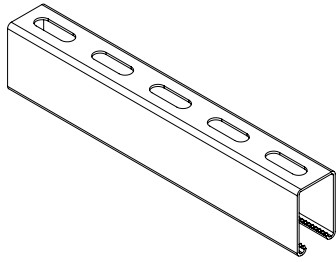
CODE	DESCRIPTION
P41153000ZC	CHANNEL HDG 41/41/1,5 mm 3000
P41156000ZC	CHANNEL HDG 41/41/1,5 mm 6000
P41203000ZC	CHANNEL HDG 41/41/2,0 mm 3000
P41206000ZC	CHANNEL HDG 41/41/2,0 mm 6000
P41253000ZC	CHANNEL HDG 41/41/2,5 mm 3000
P41256000ZC	CHANNEL HDG 41/41/2,5 mm 6000
P41303000ZC	CHANNEL HDG 41/41/3,0 mm 3000
P41306000ZC	CHANNEL HDG 41/41/3,0 mm 6000



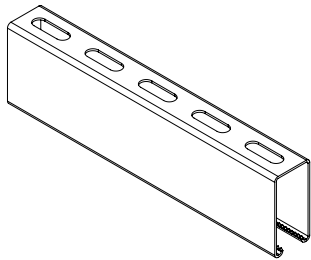
CODE	DESCRIPTION
PT41153000ZC	CHANNEL HDG SLOTTED ON THREE SIDES 41/41/1,5 mm 3000
PT41156000ZC	CHANNEL HDG SLOTTED ON THREE SIDES 41/41/1,5 mm 6000
PT41203000ZC	CHANNEL HDG SLOTTED ON THREE SIDES 41/41/2,0 mm 3000




CODE	DESCRIPTION
PN41253000ZC	CHANNEL DO NOT SLOTTED HDG 41/41/2,5 mm 3000
PN41256000ZC	CHANNEL DO NOT SLOTTED HDG 41/41/2,5 mm 6000
PN41303000ZC	CHANNEL DO NOT SLOTTED HDG 41/41/3,0 mm 3000
PN41306000ZC	CHANNEL DO NOT SLOTTED HDG 41/41/3,0 mm 6000



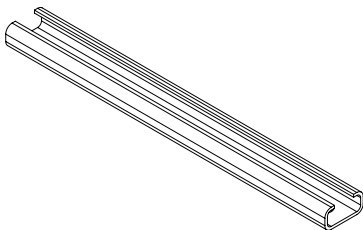
CODE	DESCRIPTION
P62153000ZC	CHANNEL HDG 41/62/1,5 mm 3000
P62156000ZC	CHANNEL HDG 41/62/1,5 mm 6000
P62203000ZC	CHANNEL HDG 41/62/2,0 mm 3000
P62206000ZC	CHANNEL HDG 41/62/2,0 mm 6000
P62253000ZC	CHANNEL HDG 41/62/2,5 mm 3000
P62256000ZC	CHANNEL HDG 41/62/2,5 mm 6000
P62303000ZC	CHANNEL HDG 41/62/3,0 mm 3000
P62306000ZC	CHANNEL HDG 41/62/3,0 mm 6000



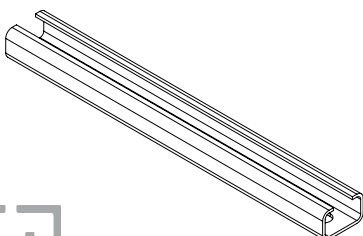
CODE	DESCRIPTION
P82253000ZC	CHANNEL HDG 41/82/2,5 mm 3000
P82256000ZC	CHANNEL HDG 41/82/2,5 mm 6000
P82303000ZC	CHANNEL HDG 41/82/3,0 mm 3000
P82306000ZC	CHANNEL HDG 41/82/3,0 mm 6000



CODE	DESCRIPTION
UNI271252000ZC	CHANNEL HDG 27/18/1,25 mm 2000




CODE	DESCRIPTION
UNI30152000ZC	CHANNEL HDG 30/15/1,5 mm 2000
UNI30202000ZC	CHANNEL HDG 30/15/2,0 mm 2000

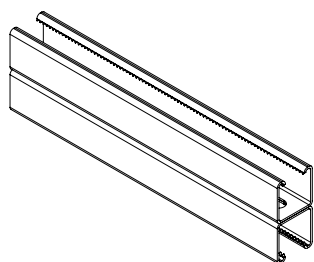


CODE	DESCRIPTION
UNI32252000ZC	CHANNEL HDG 32/20/2,5 mm 2000

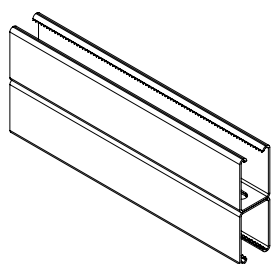




CODE	DESCRIPTION
PD2153000ZC	DOUBLE CHANNEL HDG 41/21/1,5 mm 3000
PD21156000ZC	DOUBLE CHANNEL HDG 41/21/1,5 mm 6000
PD21203000ZC	DOUBLE CHANNEL HDG 41/21/2,0 mm 3000
PD21206000ZC	DOUBLE CHANNEL HDG 41/21/2,0 mm 6000



CODE	DESCRIPTION
PD41203000ZC	DOUBLE CHANNEL HDG 41/41/2,0 mm 3000
PD41206000ZC	DOUBLE CHANNEL HDG 41/41/2,0 mm 6000
PD41253000ZC	DOUBLE CHANNEL HDG 41/41/2,5 mm 3000
PD41256000ZC	DOUBLE CHANNEL HDG 41/41/2,5 mm 6000



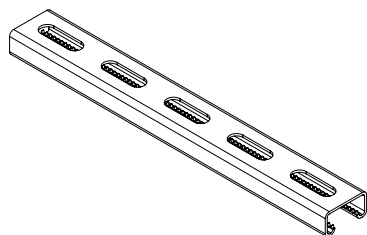
CODE	DESCRIPTION
PD62153000ZC	DOUBLE CHANNEL HDG 41/62/1,5 mm 3000
PD62156000ZC	DOUBLE CHANNEL HDG 41/62/1,5 mm 6000
PD62203000ZC	DOUBLE CHANNEL HDG 41/62/2,0 mm 3000
PD62206000ZC	DOUBLE CHANNEL HDG 41/62/2,0 mm 6000
PD62253000ZC	DOUBLE CHANNEL HDG 41/62/2,5 mm 3000
PD62256000ZC	DOUBLE CHANNEL HDG 41/62/2,5 mm 6000



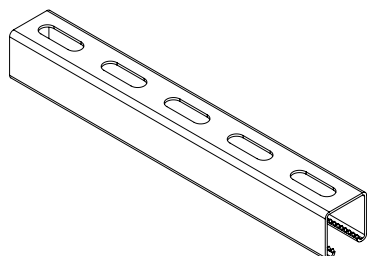
Profili

INOX A2

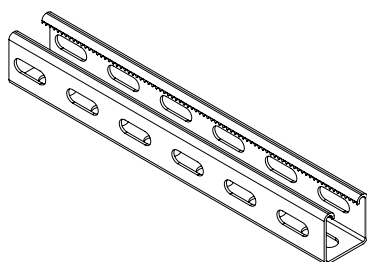
CHANNEL singolo




CODE	DESCRIPTION
P21153000A2	CHANNEL A2 41/21/1,5 mm 3000
P21156000A2	CHANNEL A2 41/21/1,5 mm 6000
P21203000A2	CHANNEL A2 41/21/2,0 mm 3000
P21206000A2	CHANNEL A2 41/21/2,0 mm 6000



CODE	DESCRIPTION
P41153000A2	CHANNEL A2 41/41/1,5 mm 3000
P41156000A2	CHANNEL A2 41/41/1,5 mm 6000
P41203000A2	CHANNEL A2 41/41/2,0 mm 3000
P41206000A2	CHANNEL A2 41/41/2,0 mm 6000
P41253000A2	CHANNEL A2 41/41/2,5 mm 3000
P41256000A2	CHANNEL A2 41/41/2,5 mm 6000
P41303000A2	CHANNEL A2 41/41/3,0 mm 3000
P41306000A2	CHANNEL A2 41/41/3,0 mm 6000

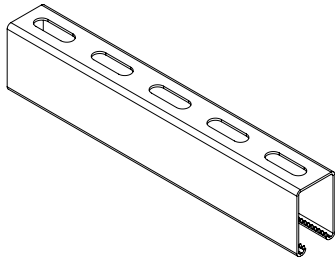


CODE	DESCRIPTION
PT41153000A2	CHANNEL A2 SLOTTED ON THREE SIDES 41/41/1,5 mm 3000
PT41156000A2	CHANNEL A2 SLOTTED ON THREE SIDES 41/41/1,5 mm 6000
PT41203000A2	CHANNEL A2 SLOTTED ON THREE SIDES 41/41/2,0 mm 3000
PT41206000A2	CHANNEL A2 SLOTTED ON THREE SIDES 41/41/2,0 mm 6000
PT41253000A2	CHANNEL A2 SLOTTED ON THREE SIDES 41/41/2,5 mm 3000
PT41256000A2	CHANNEL A2 SLOTTED ON THREE SIDES 41/41/2,5 mm 6000

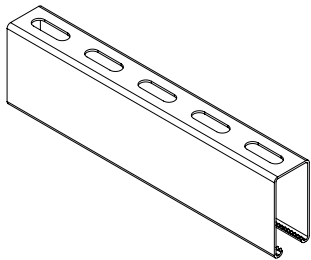


CODE	DESCRIPTION
PN41253000A2	CHANNEL DO NOT SLOTTED A2 41/41/2,5 mm 3000
PN41256000A2	CHANNEL DO NOT SLOTTED A2 41/41/2,5 mm 6000
PN41303000A2	CHANNEL DO NOT SLOTTED A2 41/41/3,0 mm 3000
PN41306000A2	CHANNEL DO NOT SLOTTED A2 41/41/3,0 mm 6000







CODE	DESCRIPTION
P62153000A2	CHANNEL A2 41/62/1,5 mm 3000
P62156000A2	CHANNEL A2 41/62/1,5 mm 6000
P62203000A2	CHANNEL A2 41/62/2,0 mm 3000
P62206000A2	CHANNEL A2 41/62/2,0 mm 6000
P62253000A2	CHANNEL A2 41/62/2,5 mm 3000
P62256000A2	CHANNEL A2 41/62/2,5 mm 6000
P62303000A2	CHANNEL A2 41/62/3,0 mm 3000
P62306000A2	CHANNEL A2 41/62/3,0 mm 6000



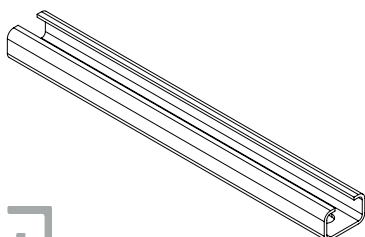
CODE	DESCRIPTION
P82253000A2	CHANNEL A2 41/82/2,5 mm 3000
P82256000A2	CHANNEL A2 41/82/2,5 mm 6000
P82303000A2	CHANNEL A2 41/82/3,0 mm 3000
P82306000A2	CHANNEL A2 41/82/3,0 mm 6000



CODE	DESCRIPTION
UNI271252000A2	CHANNEL A2 27/18/1,25 mm 2000




CODE	DESCRIPTION
UNI30152000A2	CHANNEL A2 30/15/1,5 mm 2000
UNI30202000A2	CHANNEL A2 30/15/2,0 mm 2000

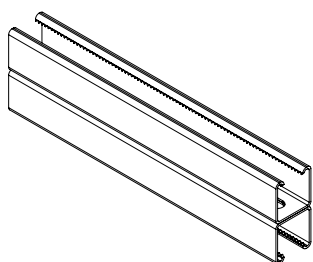


CODE	DESCRIPTION
UNI32252000A2	CHANNEL A2 32/20/2,5 mm 2000

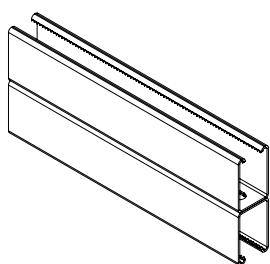




CODE	DESCRIPTION
PD2153000A2	DOUBLE CHANNEL A2 41/21/1,5 mm 3000
PD21156000A2	DOUBLE CHANNEL A2 41/21/1,5 mm 6000
PD21203000A2	DOUBLE CHANNEL A2 41/21/2,0 mm 3000
PD21206000A2	DOUBLE CHANNEL A2 41/21/2,0 mm 6000



CODE	DESCRIPTION
PD41203000A2	DOUBLE CHANNEL A2 41/41/2,0 mm 3000
PD41206000A2	DOUBLE CHANNEL A2 41/41/2,0 mm 6000
PD41253000A2	DOUBLE CHANNEL A2 41/41/2,5 mm 3000
PD41256000A2	DOUBLE CHANNEL A2 41/41/2,5 mm 6000

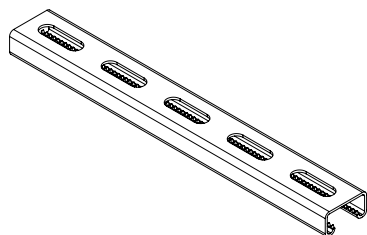


CODE	DESCRIPTION
PD62153000A2	DOUBLE CHANNEL A2 41/62/1,5 mm 3000
PD62156000A2	DOUBLE CHANNEL A2 41/62/1,5 mm 6000
PD62203000A2	DOUBLE CHANNEL A2 41/62/2,0 mm 3000
PD62206000A2	DOUBLE CHANNEL A2 41/62/2,0 mm 6000
PD62253000A2	DOUBLE CHANNEL A2 41/62/2,5 mm 3000
PD62256000A2	DOUBLE CHANNEL A2 41/62/2,5 mm 6000

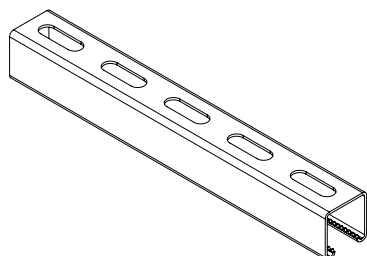
Profili

INOX A4

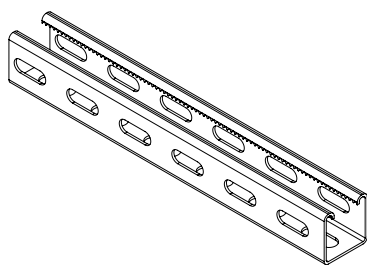
CHANNEL singolo




CODE	DESCRIPTION
P21153000A4	CHANNEL A4 41/21/1,5 mm 3000
P21156000A4	CHANNEL A4 41/21/1,5 mm 6000
P21203000A4	CHANNEL A4 41/21/2,0 mm 3000
P21206000A4	CHANNEL A4 41/21/2,0 mm 6000



CODE	DESCRIPTION
P41153000A4	CHANNEL A4 41/41/1,5 mm 3000
P41156000A4	CHANNEL A4 41/41/1,5 mm 6000
P41203000A4	CHANNEL A4 41/41/2,0 mm 3000
P41206000A4	CHANNEL A4 41/41/2,0 mm 6000
P41253000A4	CHANNEL A4 41/41/2,5 mm 3000
P41256000A4	CHANNEL A4 41/41/2,5 mm 6000
P41303000A4	CHANNEL A4 41/41/3,0 mm 3000
P41306000A4	CHANNEL A4 41/41/3,0 mm 6000

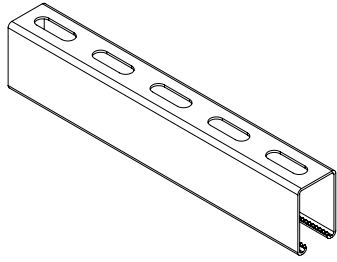


CODE	DESCRIPTION
PT41153000A4	CHANNEL A4 SLOTTED ON THREE SIDES 41/41/1,5 mm 3000
PT41156000A4	CHANNEL A4 SLOTTED ON THREE SIDES 41/41/1,5 mm 6000
PT41203000A4	CHANNEL A4 SLOTTED ON THREE SIDES 41/41/2,0 mm 3000
PT41206000A4	CHANNEL A4 SLOTTED ON THREE SIDES 41/41/2,0 mm 6000
PT41253000A4	CHANNEL A4 SLOTTED ON THREE SIDES 41/41/2,5 mm 3000
PT41256000A4	CHANNEL A4 SLOTTED ON THREE SIDES 41/41/2,5 mm 6000

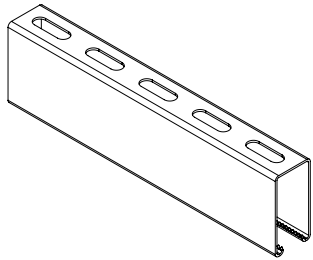


CODE	DESCRIPTION
PN41253000A4	CHANNEL DO NOT SLOTTEDA4 41/41/2,5 mm 3000
PN41256000A4	CHANNEL DO NOT SLOTTEDA4 41/41/2,5 mm 6000
PN41303000A4	CHANNEL DO NOT SLOTTEDA4 41/41/3,0 mm 3000
PN41306000A4	CHANNEL DO NOT SLOTTEDA4 41/41/3,0 mm 6000






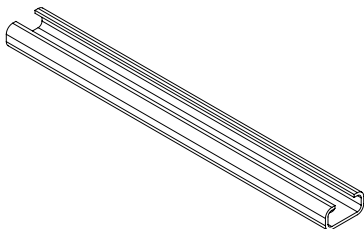
CODE	DESCRIPTION
P62153000A4	CHANNEL A4 41/62/1,5 mm 3000
P62156000A4	CHANNEL A4 41/62/1,5 mm 6000
P62203000A4	CHANNEL A4 41/62/2,0 mm 3000
P62206000A4	CHANNEL A4 41/62/2,0 mm 6000
P62253000A4	CHANNEL A4 41/62/2,5 mm 3000
P62256000A4	CHANNEL A4 41/62/2,5 mm 6000
P62303000A4	CHANNEL A4 41/62/3,0 mm 3000
P62306000A4	CHANNEL A4 41/62/3,0 mm 6000



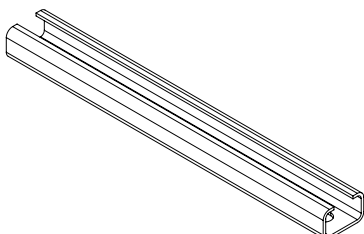
CODE	DESCRIPTION
P82253000A4	CHANNEL A4 41/82/2,5 mm 3000
P82256000A4	CHANNEL A4 41/82/2,5 mm 6000
P82303000A4	CHANNEL A4 41/82/3,0 mm 3000
P82306000A4	CHANNEL A4 41/82/3,0 mm 6000



CODE	DESCRIPTION
UNI271252000A4	CHANNEL A4 27/18/1,25 mm 2000




CODE	DESCRIPTION
UNI30152000A4	CHANNEL A4 30/15/1,5 mm 2000
UNI30202000A4	CHANNEL A4 30/15/2,0 mm 2000

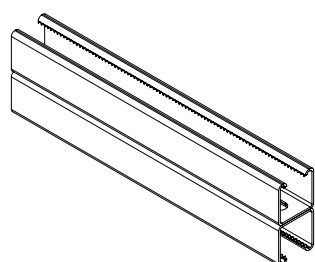


CODE	DESCRIPTION
UNI32252000A4	CHANNEL A4 32/20/2,5 mm 2000

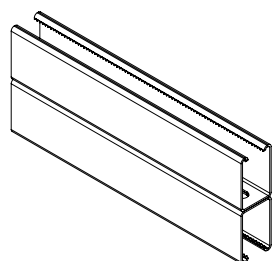




CODE	DESCRIPTION
PD2153000A4	DOUBLE CHANNEL A4 41/21/1,5 mm 3000
PD21156000A4	DOUBLE CHANNEL A4 41/21/1,5 mm 6000
PD21203000A4	DOUBLE CHANNEL A4 41/21/2,0 mm 3000
PD21206000A4	DOUBLE CHANNEL A4 41/21/2,0 mm 6000



CODE	DESCRIPTION
PD41203000A4	DOUBLE CHANNEL A4 41/41/2,0 mm 3000
PD41206000A4	DOUBLE CHANNEL A4 41/41/2,0 mm 6000
PD41253000A4	DOUBLE CHANNEL A4 41/41/2,5 mm 3000
PD41256000A4	DOUBLE CHANNEL A4 41/41/2,5 mm 6000

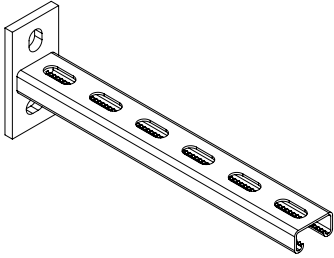


CODE	DESCRIPTION
PD62153000A4	DOUBLE CHANNEL A4 41/62/1,5 mm 3000
PD62156000A4	DOUBLE CHANNEL A4 41/62/1,5 mm 6000
PD62203000A4	DOUBLE CHANNEL A4 41/62/2,0 mm 3000
PD62206000A4	DOUBLE CHANNEL A4 41/62/2,0 mm 6000
PD62253000A4	DOUBLE CHANNEL A4 41/62/2,5 mm 3000
PD62256000A4	DOUBLE CHANNEL A4 41/62/2,5 mm 6000

CANTILEVER ARMS

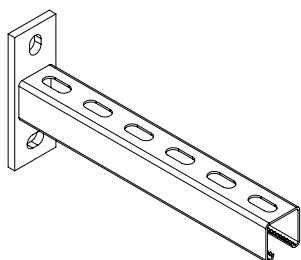
GALVA-

CANTILEVER



CODE	DESCRIPTION
M212002006ZE	CANTILEVER ARM ZE 41/21/2,0 L=200mm th=6mm
M212003006ZE	CANTILEVER ARM ZE 41/21/2,0 L=300mm th=6mm
M212004006ZE	CANTILEVER ARM ZE 41/21/2,0 L=400mm th=6mm
M212005006ZE	CANTILEVER ARM ZE 41/21/2,0 L=500mm th=6mm
M212006006ZE	CANTILEVER ARM ZE 41/21/2,0 L=600mm th=6mm

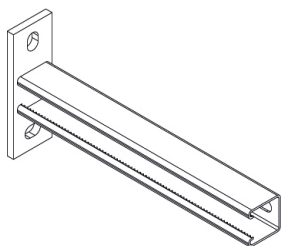
AVAILABLE ALSO IN THICKNESS 1,5 mm



CODE	DESCRIPTION
M412002006ZE	CANTILEVER ARM ZE 41/41/2,0 L=200mm th=6mm
M412003006ZE	CANTILEVER ARM ZE 41/41/2,0 L=300mm th=6mm
M412004006ZE	CANTILEVER ARM ZE 41/41/2,0 L=400mm th=6mm
M412005006ZE	CANTILEVER ARM ZE 41/41/2,0 L=500mm th=6mm
M412006006ZE	CANTILEVER ARM ZE 41/41/2,0 L=600mm th=6mm
M412007006ZE	CANTILEVER ARM ZE 41/41/2,0 L=700mm th=6mm
M412008006ZE	CANTILEVER ARM ZE 41/41/2,0 L=800mm th=6mm
M412010006ZE	CANTILEVER ARM ZE 41/41/2,0 L=1000mm th=6mm
M412502006ZE	CANTILEVER ARM ZE 41/41/2,5 L=200mm th=6mm
M412503006ZE	CANTILEVER ARM ZE 41/41/2,5 L=300mm th=6mm
M412504006ZE	CANTILEVER ARM ZE 41/41/2,5 L=400mm th=6mm
M412505006ZE	CANTILEVER ARM ZE 41/41/2,5 L=500mm th=6mm
M412506006ZE	CANTILEVER ARM ZE 41/41/2,5 L=600mm th=6mm
M412507006ZE	CANTILEVER ARM ZE 41/41/2,5 L=700mm th=6mm
M412508006ZE	CANTILEVER ARM ZE 41/41/2,5 L=800mm th=6mm
M412510006ZE	CANTILEVER ARM ZE 41/41/2,5 L=1000mm th=6mm
M412002008ZE	CANTILEVER ARM ZE 41/41/2,0 L=200mm th=8mm
M412003008ZE	CANTILEVER ARM ZE 41/41/2,0 L=300mm th=8mm
M412004008ZE	CANTILEVER ARM ZE 41/41/2,0 L=400mm th=8mm
M412005008ZE	CANTILEVER ARM ZE 41/41/2,0 L=500mm th=8mm
M412006008ZE	CANTILEVER ARM ZE 41/41/2,0 L=600mm th=8mm
M412007008ZE	CANTILEVER ARM ZE 41/41/2,0 L=700mm th=8mm
M412008008ZE	CANTILEVER ARM ZE 41/41/2,0 L=800mm th=8mm
M412010008ZE	CANTILEVER ARM ZE 41/41/2,0 L=1000mm th=8mm
M412502008ZE	CANTILEVER ARM ZE 41/41/2,5 L=200mm th=8mm
M412503008ZE	CANTILEVER ARM ZE 41/41/2,5 L=300mm th=8mm
M412504008ZE	CANTILEVER ARM ZE 41/41/2,5 L=400mm th=8mm
M412505008ZE	CANTILEVER ARM ZE 41/41/2,5 L=500mm th=8mm
M412506008ZE	CANTILEVER ARM ZE 41/41/2,5 L=600mm th=8mm
M412507008ZE	CANTILEVER ARM ZE 41/41/2,5 L=700mm th=8mm
M412508008ZE	CANTILEVER ARM ZE 41/41/2,5 L=800mm th=8mm
M412510008ZE	CANTILEVER ARM ZE 41/41/2,5 L=1000mm th=8mm

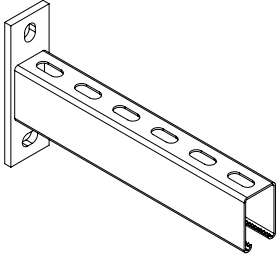
AVAILABLE ALSO IN THICKNESS 1,5mm AND 3,0mm





CODE	DESCRIPTION
MO412002006ZE	HORIZONTAL CANTILEVER ARM ZE 41/41/2,0 L=200mm th=6mm
MO412003006ZE	HORIZONTAL CANTILEVER ARM ZE 41/41/2,0 L=300mm th=6mm
MO412004006ZE	HORIZONTAL CANTILEVER ARM ZE 41/41/2,0 L=400mm th=6mm
MO412005006ZE	HORIZONTAL CANTILEVER ARM ZE 41/41/2,0 L=500mm th=6mm
MO412006006ZC	HORIZONTAL CANTILEVER ARM ZE 41/41/2,0 L=600mm th=6mm
MO412007006ZE	HORIZONTAL CANTILEVER ARM ZE 41/41/2,0 L=700mm th=6mm
MO412008006ZE	HORIZONTAL CANTILEVER ARM ZE 41/41/2,0 L=800mm th=6mm
MO412510006ZE	HORIZONTAL CANTILEVER ARM ZE 41/41/2,0 L=1000mm th=6mm
MO412502006ZE	HORIZONTAL CANTILEVER ARM ZE 41/41/2,5 L=200mm th=6mm
MO412503006ZE	HORIZONTAL CANTILEVER ARM ZE 41/41/2,5 L=300mm th=6mm
MO412504006ZE	HORIZONTAL CANTILEVER ARM ZE 41/41/2,5 L=400mm th=6mm
MO412505006ZE	HORIZONTAL CANTILEVER ARM ZE 41/41/2,5 L=500mm th=6mm
MO412506006ZE	HORIZONTAL CANTILEVER ARM ZE 41/41/2,5 L=600mm th=6mm
MO412507006ZE	HORIZONTAL CANTILEVER ARM ZE 41/41/2,5 L=700mm th=6mm
MO412508006ZE	HORIZONTAL CANTILEVER ARM ZE 41/41/2,5 L=800mm th=6mm
MO412510006ZE	HORIZONTAL CANTILEVER ARM ZE 41/41/2,5 L=1000mm th=6mm
MO412002008ZE	HORIZONTAL CANTILEVER ARM ZE 41/41/2,0 L=200mm th=8mm
MO412003008ZE	HORIZONTAL CANTILEVER ARM ZE 41/41/2,0 L=300mm th=8mm
MO412004008ZE	HORIZONTAL CANTILEVER ARM ZE 41/41/2,0 L=400mm th=8mm
MO412005008ZE	HORIZONTAL CANTILEVER ARM ZE 41/41/2,0 L=500mm th=8mm
MO412008008ZC	HORIZONTAL CANTILEVER ARM ZE 41/41/2,0 L=800mm th=8mm
MO412007008ZE	HORIZONTAL CANTILEVER ARM ZE 41/41/2,0 L=700mm th=8mm
MO412008008ZE	HORIZONTAL CANTILEVER ARM ZE 41/41/2,0 L=800mm th=8mm
MO412510008ZE	HORIZONTAL CANTILEVER ARM ZE 41/41/2,0 L=1000mm th=8mm
MO412502008ZE	HORIZONTAL CANTILEVER ARM ZE 41/41/2,5 L=200mm th=8mm
MO412503008ZE	HORIZONTAL CANTILEVER ARM ZE 41/41/2,5 L=300mm th=8mm
MO412504008ZE	HORIZONTAL CANTILEVER ARM ZE 41/41/2,5 L=400mm th=8mm
MO412505008ZE	HORIZONTAL CANTILEVER ARM ZE 41/41/2,5 L=500mm th=8mm
MO412508008ZE	HORIZONTAL CANTILEVER ARM ZE 41/41/2,5 L=800mm th=8mm
MO412507008ZE	HORIZONTAL CANTILEVER ARM ZE 41/41/2,5 L=700mm th=8mm
MO412508008ZE	HORIZONTAL CANTILEVER ARM ZE 41/41/2,5 L=800mm th=8mm
MO412510008ZE	HORIZONTAL CANTILEVER ARM ZE 41/41/2,5 L=1000mm th=8mm

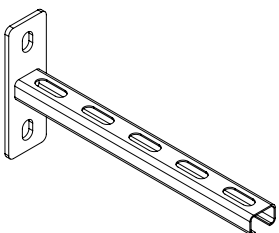
AVAILABLE ALSO IN THICKNESS 1,5mm and 3,0mm



CODE	DESCRIPTION
M622002006ZE	CANTILEVER ARM ZE 41/62/2,0 L=200mm th=6mm
M622003006ZE	CANTILEVER ARM ZE 41/62/2,0 L=300mm th=6mm
M622004006ZE	CANTILEVER ARM ZE 41/62/2,0 L=400mm th=6mm
M622005006ZE	CANTILEVER ARM ZE 41/62/2,0 L=500mm th=6mm
M622006006ZE	CANTILEVER ARM ZE 41/62/2,0 L=600mm th=6mm
M622007006ZE	CANTILEVER ARM ZE 41/62/2,0 L=700mm th=6mm
M622008006ZE	CANTILEVER ARM ZE 41/62/2,0 L=800mm th=6mm
M622010006ZE	CANTILEVER ARM ZE 41/62/2,0 L=1000mm th=6mm
M622502006ZE	CANTILEVER ARM ZE 41/62/2,5 L=200mm th=6mm
M622503006ZE	CANTILEVER ARM ZE 41/62/2,5 L=300mm th=6mm
M622504006ZE	CANTILEVER ARM ZE 41/62/2,5 L=400mm th=6mm
M622505006ZE	CANTILEVER ARM ZE 41/62/2,5 L=500mm th=6mm
M622506006ZE	CANTILEVER ARM ZE 41/62/2,5 L=600mm th=6mm
M622507006ZE	CANTILEVER ARM ZE 41/62/2,5 L=700mm th=6mm
M622508006ZE	CANTILEVER ARM ZE 41/62/2,5 L=800mm th=6mm
M622510006ZE	CANTILEVER ARM ZE 41/62/2,5 L=1000mm th=6mm

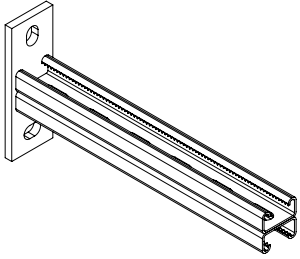
M622002008ZE	CANTILEVER ARM ZE 41/62/2,0 L=200mm th=8mm
M622003008ZE	CANTILEVER ARM ZE 41/62/2,0 L=300mm th=8mm
M622004008ZE	CANTILEVER ARM ZE 41/62/2,0 L=400mm th=8mm
M622005008ZE	CANTILEVER ARM ZE 41/62/2,0 L=500mm th=8mm
M622006008ZE	CANTILEVER ARM ZE 41/62/2,0 L=600mm th=8mm
M622007008ZE	CANTILEVER ARM ZE 41/62/2,0 L=700mm th=8mm
M622008008ZE	CANTILEVER ARM ZE 41/62/2,0 L=800mm th=8mm
M622010008ZE	CANTILEVER ARM ZE 41/62/2,0 L=1000mm th=8mm
M622502008ZE	CANTILEVER ARM ZE 41/62/2,5 L=200mm th=8mm
M622503008ZE	CANTILEVER ARM ZE 41/62/2,5 L=300mm th=8mm
M622504008ZE	CANTILEVER ARM ZE 41/62/2,5 L=400mm th=8mm
M622505008ZE	CANTILEVER ARM ZE 41/62/2,5 L=500mm th=8mm
M622506008ZE	CANTILEVER ARM ZE 41/62/2,5 L=600mm th=8mm
M622507008ZE	CANTILEVER ARM ZE 41/62/2,5 L=700mm th=8mm
M622508008ZE	CANTILEVER ARM ZE 41/62/2,5 L=800mm th=8mm
M622510008ZE	CANTILEVER ARM ZE 41/62/2,5 L=1000mm th=8mm

AVAILABLE ALSO IN THICKNESS 1,5mm and 3,0mm

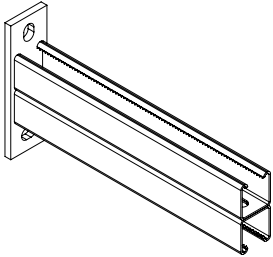


CODE	DESCRIPTION
UNI2712505006ZE	CANTILEVER ARM ZE27/18/1,25 L=500mm th=6mm

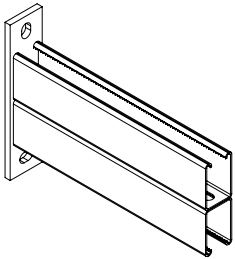




CODE	DESCRIPTION
MD212002006ZE	DOUBLE CANTILEVER ARM ZE 41/21/2,0 L=200mm th=6mm
MD212003006ZE	DOUBLE CANTILEVER ARM ZE 41/21/2,0 L=300mm th=6mm
MD212004006ZE	DOUBLE CANTILEVER ARM ZE 41/21/2,0 L=400mm th=6mm
MD212005006ZE	DOUBLE CANTILEVER ARM ZE 41/21/2,0 L=500mm th=6mm
MD212006006ZE	DOUBLE CANTILEVER ARM ZE 41/21/2,0 L=600mm th=6mm
MD212502006ZE	DOUBLE CANTILEVER ARM ZE 41/21/2,5 L=200mm th=6mm
MD212503006ZE	DOUBLE CANTILEVER ARM ZE 41/21/2,5 L=300mm th=6mm
MD212504006ZE	DOUBLE CANTILEVER ARM ZE 41/21/2,5 L=400mm th=6mm
MD212505006ZE	DOUBLE CANTILEVER ARM ZE 41/21/2,5 L=500mm th=6mm
MD212506006ZE	DOUBLE CANTILEVER ARM ZE 41/21/2,5 L=600mm th=6mm



CODE	DESCRIPTION
MD412002006ZE	DOUBLE CANTILEVER ARM ZE 41/41/2,0 L=200mm th=6mm
MD412003006ZE	DOUBLE CANTILEVER ARM ZE 41/41/2,0 L=300mm th=6mm
MD412004006ZE	DOUBLE CANTILEVER ARM ZE 41/41/2,0 L=400mm th=6mm
MD412005006ZE	DOUBLE CANTILEVER ARM ZE 41/41/2,0 L=500mm th=6mm
MD412006006ZE	DOUBLE CANTILEVER ARM ZE 41/41/2,0 L=600mm th=6mm
MD412007006ZE	DOUBLE CANTILEVER ARM ZE 41/41/2,0 L=700mm th=6mm
MD412008006ZE	DOUBLE CANTILEVER ARM ZE 41/41/2,0 L=800mm th=6mm
MD412010006ZE	DOUBLE CANTILEVER ARM ZE 41/41/2,0 L=1000mm th=6mm
MD412502006ZE	DOUBLE CANTILEVER ARM ZE 41/41/2,5 L=200mm th=6mm
MD412503006ZE	DOUBLE CANTILEVER ARM ZE 41/41/2,5 L=300mm th=6mm
MD412504006ZE	DOUBLE CANTILEVER ARM ZE 41/41/2,5 L=400mm th=6mm
MD412505006ZE	DOUBLE CANTILEVER ARM ZE 41/41/2,5 L=500mm th=6mm
MD412506006ZE	DOUBLE CANTILEVER ARM ZE 41/41/2,5 L=600mm th=6mm
MD412507006ZE	DOUBLE CANTILEVER ARM ZE 41/41/2,5 L=700mm th=6mm
MD412508006ZE	DOUBLE CANTILEVER ARM ZE 41/41/2,5 L=800mm th=6mm
MD412002008ZE	DOUBLE CANTILEVER ARM ZE 41/41/2,0 L=200mm th=8mm
MD412003008ZE	DOUBLE CANTILEVER ARM ZE 41/41/2,0 L=300mm th=8mm
MD412004008ZE	DOUBLE CANTILEVER ARM ZE 41/41/2,0 L=400mm th=8mm
MD412005008ZE	DOUBLE CANTILEVER ARM ZE 41/41/2,0 L=500mm th=8mm
MD412006008ZE	DOUBLE CANTILEVER ARM ZE 41/41/2,0 L=600mm th=8mm
MD412007008ZE	DOUBLE CANTILEVER ARM ZE 41/41/2,0 L=700mm th=8mm
MD412008008ZE	DOUBLE CANTILEVER ARM ZE 41/41/2,0 L=800mm th=8mm
MD412010008ZE	DOUBLE CANTILEVER ARM ZE 41/41/2,0 L=1000mm th=8mm
MD412502008ZE	DOUBLE CANTILEVER ARM ZE 41/41/2,5 L=200mm th=8mm
MD412503008ZE	DOUBLE CANTILEVER ARM ZE 41/41/2,5 L=300mm th=8mm
MD412504008ZE	DOUBLE CANTILEVER ARM ZE 41/41/2,5 L=400mm th=8mm
MD412505008ZE	DOUBLE CANTILEVER ARM ZE 41/41/2,5 L=500mm th=8mm
MD412506008ZE	DOUBLE CANTILEVER ARM ZE 41/41/2,5 L=600mm th=8mm
MD412507008ZE	DOUBLE CANTILEVER ARM ZE 41/41/2,5 L=700mm th=8mm
MD412508008ZE	DOUBLE CANTILEVER ARM ZE 41/41/2,5 L=800mm th=8mm
MD412510008ZE	DOUBLE CANTILEVER ARM ZE 41/41/2,5 L=1000mm th=8mm

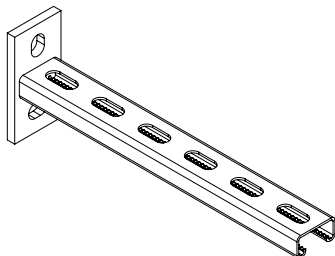


CODE	DESCRIPTION
MD622002006ZE	DOUBLE CANTILEVER ARM ZE 41/62/2,0 L=200mm th=6mm
MD622003006ZE	DOUBLE CANTILEVER ARM ZE 41/62/2,0 L=300mm th=6mm
MD622004006ZE	DOUBLE CANTILEVER ARM ZE 41/62/2,0 L=400mm th=6mm
MD622005006ZE	DOUBLE CANTILEVER ARM ZE 41/62/2,0 L=500mm th=6mm
MD622006006ZE	DOUBLE CANTILEVER ARM ZE 41/62/2,0 L=600mm th=6mm
MD622007006ZE	DOUBLE CANTILEVER ARM ZE 41/62/2,0 L=700mm th=6mm
MD622008006ZE	DOUBLE CANTILEVER ARM ZE 41/62/2,0 L=800mm th=6mm
MD622010006ZE	DOUBLE CANTILEVER ARM ZE 41/62/2,0 L=1000mm th=6mm
MD622502006ZE	DOUBLE CANTILEVER ARM ZE 41/62/2,5 L=200mm th=6mm
MD622503006ZE	DOUBLE CANTILEVER ARM ZE 41/62/2,5 L=300mm th=6mm
MD622504006ZE	DOUBLE CANTILEVER ARM ZE 41/62/2,5 L=400mm th=6mm
MD622505006ZE	DOUBLE CANTILEVER ARM ZE 41/62/2,5 L=500mm th=6mm
MD622506006ZE	DOUBLE CANTILEVER ARM ZE 41/62/2,5 L=600mm th=6mm
MD622507006ZE	DOUBLE CANTILEVER ARM ZE 41/62/2,5 L=700mm th=6mm
MD622508006ZE	DOUBLE CANTILEVER ARM ZE 41/62/2,5 L=800mm th=6mm
MD622510006ZE	DOUBLE CANTILEVER ARM ZE 41/62/2,5 L=1000mm th=6mm
MD622002008ZE	DOUBLE CANTILEVER ARM ZE 41/62/2,0 L=200mm th=8mm
MD622003008ZE	DOUBLE CANTILEVER ARM ZE 41/62/2,0 L=300mm th=8mm
MD622004008ZE	DOUBLE CANTILEVER ARM ZE 41/62/2,0 L=400mm th=8mm
MD622005008ZE	DOUBLE CANTILEVER ARM ZE 41/62/2,0 L=500mm th=8mm
MD622006008ZE	DOUBLE CANTILEVER ARM ZE 41/62/2,0 L=600mm th=8mm
MD622007008ZE	DOUBLE CANTILEVER ARM ZE 41/62/2,0 L=700mm th=8mm
MD622008008ZE	DOUBLE CANTILEVER ARM ZE 41/62/2,0 L=800mm th=8mm
MD622010008ZE	DOUBLE CANTILEVER ARM ZE 41/62/2,0 L=1000mm th=8mm
MD622502008ZE	DOUBLE CANTILEVER ARM ZE 41/62/2,5 L=200mm th=8mm
MD622503008ZE	DOUBLE CANTILEVER ARM ZE 41/62/2,5 L=300mm th=8mm
MD622504008ZE	DOUBLE CANTILEVER ARM ZE 41/62/2,5 L=400mm th=8mm
MD622505008ZE	DOUBLE CANTILEVER ARM ZE 41/62/2,5 L=500mm th=8mm
MD622506008ZE	DOUBLE CANTILEVER ARM ZE 41/62/2,5 L=600mm th=8mm
MD622507008ZE	DOUBLE CANTILEVER ARM ZE 41/62/2,5 L=700mm th=8mm
MD622508008ZE	DOUBLE CANTILEVER ARM ZE 41/62/2,5 L=800mm th=8mm
MD622510008ZE	DOUBLE CANTILEVER ARM ZE 41/62/2,5 L=1000mm th=8mm

CANTILEVER ARMS

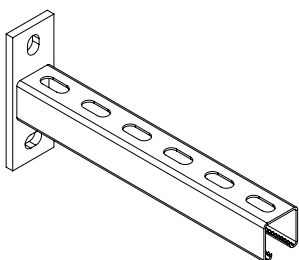
HOT DIP GALVANI-

CANTILEVER



CODE	DESCRIPTION
M212002006ZC	CANTILEVER ARM HDG 41/21/2,0 L=200mm th=6mm
M212003006ZC	CANTILEVER ARM HDG 41/21/2,0 L=300mm th=6mm
M212004006ZC	CANTILEVER ARM HDG 41/21/2,0 L=400mm th=6mm
M212005006ZC	CANTILEVER ARM HDG 41/21/2,0 L=500mm th=6mm
M212006006ZC	CANTILEVER ARM HDG 41/21/2,0 L=600mm th=6mm

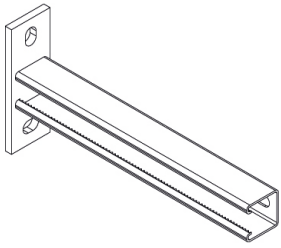
AVAILABLE ALSO IN THICKNESS 1,5 mm



CODE	DESCRIPTION
M412002006ZC	CANTILEVER ARM HDG 41/41/2,0 L=200mm th=6mm
M412003006ZC	CANTILEVER ARM HDG 41/41/2,0 L=300mm th=6mm
M412004006ZC	CANTILEVER ARM HDG 41/41/2,0 L=400mm th=6mm
M412005006ZC	CANTILEVER ARM HDG 41/41/2,0 L=500mm th=6mm
M412006006ZC	CANTILEVER ARM HDG 41/41/2,0 L=600mm th=6mm
M412007006ZC	CANTILEVER ARM HDG 41/41/2,0 L=700mm th=6mm
M412008006ZC	CANTILEVER ARM HDG 41/41/2,0 L=800mm th=6mm
M412502006ZC	CANTILEVER ARM HDG 41/41/2,5 L=200mm th=6mm
M412503006ZC	CANTILEVER ARM HDG 41/41/2,5 L=300mm th=6mm
M412504006ZC	CANTILEVER ARM HDG 41/41/2,5 L=400mm th=6mm
M412505006ZC	CANTILEVER ARM HDG 41/41/2,5 L=500mm th=6mm
M412506006ZC	CANTILEVER ARM HDG 41/41/2,5 L=600mm th=6mm
M412507006ZC	CANTILEVER ARM HDG 41/41/2,5 L=700mm th=6mm
M412508006ZC	CANTILEVER ARM HDG 41/41/2,5 L=800mm th=6mm
M412002008ZC	CANTILEVER ARM HDG 41/41/2,0 L=200mm th=8mm
M412003008ZC	CANTILEVER ARM HDG 41/41/2,0 L=300mm th=8mm
M412004008ZC	CANTILEVER ARM HDG 41/41/2,0 L=400mm th=8mm
M412005008ZC	CANTILEVER ARM HDG 41/41/2,0 L=500mm th=8mm
M412006008ZC	CANTILEVER ARM HDG 41/41/2,0 L=600mm th=8mm
M412007008ZC	CANTILEVER ARM HDG 41/41/2,0 L=700mm th=8mm
M412008008ZC	CANTILEVER ARM HDG 41/41/2,0 L=800mm th=8mm
M412010008ZC	CANTILEVER ARM HDG 41/41/2,0 L=1000mm th=8mm
M412502008ZC	CANTILEVER ARM HDG 41/41/2,5 L=200mm th=8mm
M412503008ZC	CANTILEVER ARM HDG 41/41/2,5 L=300mm th=8mm
M412504008ZC	CANTILEVER ARM HDG 41/41/2,5 L=400mm th=8mm
M412505008ZC	CANTILEVER ARM HDG 41/41/2,5 L=500mm th=8mm
M412506008ZC	CANTILEVER ARM HDG 41/41/2,5 L=600mm th=8mm
M412507008ZC	CANTILEVER ARM HDG 41/41/2,5 L=700mm th=8mm
M412508008ZC	CANTILEVER ARM HDG 41/41/2,5 L=800mm th=8mm

AVAILABLE ALSO IN THICKNESS 1,5mm and 3,0mm

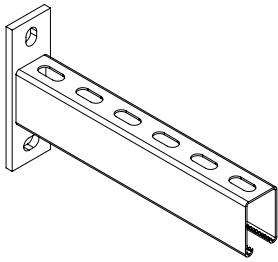




CODE	DESCRIPTION
MO412002006ZC	HORIZONTAL CANTILEVER ARM HDG 41/41/2,0 L=200mm th=6mm
MO412003006ZC	HORIZONTAL CANTILEVER ARM HDG 41/41/2,0 L=300mm th=6mm
MO412004006ZC	HORIZONTAL CANTILEVER ARM HDG 41/41/2,0 L=400mm th=6mm
MO412005006ZC	HORIZONTAL CANTILEVER ARM HDG 41/41/2,0 L=500mm th=6mm
MO412006006ZC	HORIZONTAL CANTILEVER ARM HDG 41/41/2,0 L=600mm th=6mm
MO412007006ZC	HORIZONTAL CANTILEVER ARM HDG 41/41/2,0 L=700mm th=6mm
MO412008006ZC	HORIZONTAL CANTILEVER ARM HDG 41/41/2,0 L=800mm th=6mm
MO412510006ZC	HORIZONTAL CANTILEVER ARM HDG 41/41/2,0 L=1000mm th=6mm
MO412502006ZC	HORIZONTAL CANTILEVER ARM HDG 41/41/2,5 L=200mm th=6mm
MO412503006ZC	HORIZONTAL CANTILEVER ARM HDG 41/41/2,5 L=300mm th=6mm
MO412504006ZC	HORIZONTAL CANTILEVER ARM HDG 41/41/2,5 L=400mm th=6mm
MO412505006ZC	HORIZONTAL CANTILEVER ARM HDG 41/41/2,5 L=500mm th=6mm
MO412506006ZC	HORIZONTAL CANTILEVER ARM HDG 41/41/2,5 L=600mm th=6mm
MO412507006ZC	HORIZONTAL CANTILEVER ARM HDG 41/41/2,5 L=700mm th=6mm
MO412508006ZC	HORIZONTAL CANTILEVER ARM HDG 41/41/2,5 L=800mm th=6mm
MO412510006ZC	HORIZONTAL CANTILEVER ARM HDG 41/41/2,5 L=1000mm th=6mm
MO412002008ZC	HORIZONTAL CANTILEVER ARM HDG 41/41/2,0 L=200mm th=8mm
MO412003008ZC	HORIZONTAL CANTILEVER ARM HDG 41/41/2,0 L=300mm th=8mm
MO412004008ZC	HORIZONTAL CANTILEVER ARM HDG 41/41/2,0 L=400mm th=8mm
MO412005008ZC	HORIZONTAL CANTILEVER ARM HDG 41/41/2,0 L=500mm th=8mm
MO412008008ZC	HORIZONTAL CANTILEVER ARM HDG 41/41/2,0 L=800mm th=8mm
MO412007008ZC	HORIZONTAL CANTILEVER ARM HDG 41/41/2,0 L=700mm th=8mm
MO412008008ZC	HORIZONTAL CANTILEVER ARM HDG 41/41/2,0 L=800mm th=8mm
MO412510008ZC	HORIZONTAL CANTILEVER ARM HDG 41/41/2,0 L=1000mm th=8mm
MO412502008ZC	HORIZONTAL CANTILEVER ARM HDG 41/41/2,5 L=200mm th=8mm
MO412503008ZC	HORIZONTAL CANTILEVER ARM HDG 41/41/2,5 L=300mm th=8mm
MO412504008ZC	HORIZONTAL CANTILEVER ARM HDG 41/41/2,5 L=400mm th=8mm
MO412505008ZC	HORIZONTAL CANTILEVER ARM HDG 41/41/2,5 L=500mm th=8mm
MO412508008ZC	HORIZONTAL CANTILEVER ARM HDG 41/41/2,5 L=800mm th=8mm
MO412507008ZC	HORIZONTAL CANTILEVER ARM HDG 41/41/2,5 L=700mm th=8mm
MO412508008ZC	HORIZONTAL CANTILEVER ARM HDG 41/41/2,5 L=800mm th=8mm
MO412510008ZC	HORIZONTAL CANTILEVER ARM HDG 41/41/2,5 L=1000mm th=8mm

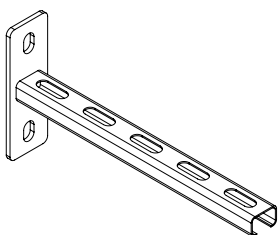
AVAILABLE ALSO IN THICKNESS 1,5mm and 3,0mm





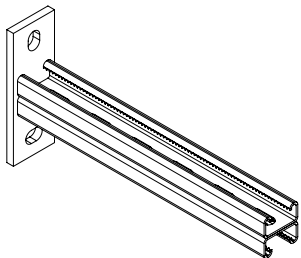
CODE	DESCRIPTION
M622002006ZC	CANTILEVER ARM HDG 41/62/2,0 L=200mm th=6mm
M622003006ZC	CANTILEVER ARM HDG 41/62/2,0 L=300mm th=6mm
M622004006ZC	CANTILEVER ARM HDG 41/62/2,0 L=400mm th=6mm
M622005006ZC	CANTILEVER ARM HDG 41/62/2,0 L=500mm th=6mm
M622006006ZC	CANTILEVER ARM HDG 41/62/2,0 L=600mm th=6mm
M622007006ZC	CANTILEVER ARM HDG 41/62/2,0 L=700mm th=6mm
M622008006ZC	CANTILEVER ARM HDG 41/62/2,0 L=800mm th=6mm
M622010006ZC	CANTILEVER ARM HDG 41/62/2,0 L=1000mm th=6mm
M622502006ZC	CANTILEVER ARM HDG 41/62/2,5 L=200mm th=6mm
M622503006ZC	CANTILEVER ARM HDG 41/62/2,5 L=300mm th=6mm
M622504006ZC	CANTILEVER ARM HDG 41/62/2,5 L=400mm th=6mm
M622505006ZC	CANTILEVER ARM HDG 41/62/2,5 L=500mm th=6mm
M622506006ZC	CANTILEVER ARM HDG 41/62/2,5 L=600mm th=6mm
M622507006ZC	CANTILEVER ARM HDG 41/62/2,5 L=700mm th=6mm
M622508006ZC	CANTILEVER ARM HDG 41/62/2,5 L=800mm th=6mm
M622510006ZC	CANTILEVER ARM HDG 41/62/2,5 L=1000mm th=6mm
M622002008ZC	CANTILEVER ARM HDG 41/62/2,0 L=200mm th=8mm
M622003008ZC	CANTILEVER ARM HDG 41/62/2,0 L=300mm th=8mm
M622004008ZC	CANTILEVER ARM HDG 41/62/2,0 L=400mm th=8mm
M622005008ZC	CANTILEVER ARM HDG 41/62/2,0 L=500mm th=8mm
M622006008ZC	CANTILEVER ARM HDG 41/62/2,0 L=600mm th=8mm
M622007008ZC	CANTILEVER ARM HDG 41/62/2,0 L=700mm th=8mm
M622008008ZC	CANTILEVER ARM HDG 41/62/2,0 L=800mm th=8mm
M622010008ZC	CANTILEVER ARM HDG 41/62/2,0 L=1000mm th=8mm
M622502008ZC	CANTILEVER ARM HDG 41/62/2,5 L=200mm th=8mm
M622503008ZC	CANTILEVER ARM HDG 41/62/2,5 L=300mm th=8mm
M622504008ZC	CANTILEVER ARM HDG 41/62/2,5 L=400mm th=8mm
M622505008ZC	CANTILEVER ARM HDG 41/62/2,5 L=500mm th=8mm
M622506008ZC	CANTILEVER ARM HDG 41/62/2,5 L=600mm th=8mm
M622507008ZC	CANTILEVER ARM HDG 41/62/2,5 L=700mm th=8mm
M622508008ZC	CANTILEVER ARM HDG 41/62/2,5 L=800mm th=8mm
M622510008ZC	CANTILEVER ARM HDG 41/62/2,5 L=1000mm th=8mm

AVAILABLE ALSO IN THICKNESS 1,5mm and 3,0mm

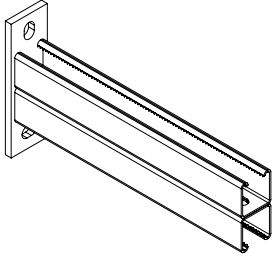


CODE	DESCRIPTION
UNI2712505006ZC	CANTILEVER ARM HDG 27/18/1,25 L=500mm th=6mm



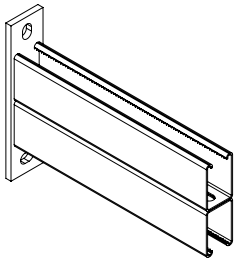


CODE	DESCRIPTION
MD212002006ZC	DOUBLE CANTILEVER ARM HDG 41/21/2,0 L=200mm th=6mm
MD212003006ZC	DOUBLE CANTILEVER ARM HDG 41/21/2,0 L=300mm th=6mm
MD212004006ZC	DOUBLE CANTILEVER ARM HDG 41/21/2,0 L=400mm th=6mm
MD212005006ZC	DOUBLE CANTILEVER ARM HDG 41/21/2,0 L=500mm th=6mm
MD212006006ZC	DOUBLE CANTILEVER ARM HDG 41/21/2,0 L=600mm th=6mm
MD212502006ZC	DOUBLE CANTILEVER ARM HDG 41/21/2,5 L=200mm th=6mm
MD212503006ZC	DOUBLE CANTILEVER ARM HDG 41/21/2,5 L=300mm th=6mm
MD212504006ZC	DOUBLE CANTILEVER ARM HDG 41/21/2,5 L=400mm th=6mm
MD212505006ZC	DOUBLE CANTILEVER ARM HDG 41/21/2,5 L=500mm th=6mm
MD212506006ZC	DOUBLE CANTILEVER ARM HDG 41/21/2,5 L=600mm th=6mm



CODE	DESCRIPTION
MD412002006ZC	DOUBLE CANTILEVER ARM HDG 41/41/2,0 L=200mm th=6mm
MD412003006ZC	DOUBLE CANTILEVER ARM HDG 41/41/2,0 L=300mm th=6mm
MD412004006ZC	DOUBLE CANTILEVER ARM HDG 41/41/2,0 L=400mm th=6mm
MD412005006ZC	DOUBLE CANTILEVER ARM HDG 41/41/2,0 L=500mm th=6mm
MD412006006ZC	DOUBLE CANTILEVER ARM HDG 41/41/2,0 L=600mm th=6mm
MD412007006ZC	DOUBLE CANTILEVER ARM HDG 41/41/2,0 L=700mm th=6mm
MD412008006ZC	DOUBLE CANTILEVER ARM HDG 41/41/2,0 L=800mm th=6mm
MD412010006ZC	DOUBLE CANTILEVER ARM HDG 41/41/2,0 L=1000mm th=6mm
MD412502006ZC	DOUBLE CANTILEVER ARM HDG 41/41/2,5 L=200mm th=6mm
MD412503006ZC	DOUBLE CANTILEVER ARM HDG 41/41/2,5 L=300mm th=6mm
MD412504006ZC	DOUBLE CANTILEVER ARM HDG 41/41/2,5 L=400mm th=6mm
MD412505006ZC	DOUBLE CANTILEVER ARM HDG 41/41/2,5 L=500mm th=6mm
MD412506006ZC	DOUBLE CANTILEVER ARM HDG 41/41/2,5 L=600mm th=6mm
MD412507006ZC	DOUBLE CANTILEVER ARM HDG 41/41/2,5 L=700mm th=6mm
MD412508006ZC	DOUBLE CANTILEVER ARM HDG 41/41/2,5 L=800mm th=6mm
MD412510006ZC	DOUBLE CANTILEVER ARM HDG 41/41/2,5 L=1000mm th=6mm
MD412002008ZC	DOUBLE CANTILEVER ARM HDG 41/41/2,0 L=200mm th=8mm
MD412003008ZC	DOUBLE CANTILEVER ARM HDG 41/41/2,0 L=300mm th=8mm
MD412004008ZC	DOUBLE CANTILEVER ARM HDG 41/41/2,0 L=400mm th=8mm
MD412005008ZC	DOUBLE CANTILEVER ARM HDG 41/41/2,0 L=500mm th=8mm
MD412006008ZC	DOUBLE CANTILEVER ARM HDG 41/41/2,0 L=600mm th=8mm
MD412007008ZC	DOUBLE CANTILEVER ARM HDG 41/41/2,0 L=700mm th=8mm
MD412008008ZC	DOUBLE CANTILEVER ARM HDG 41/41/2,0 L=800mm th=8mm
MD412010008ZC	DOUBLE CANTILEVER ARM HDG 41/41/2,0 L=1000mm th=8mm
MD412502008ZC	DOUBLE CANTILEVER ARM HDG 41/41/2,5 L=200mm th=8mm
MD412503008ZC	DOUBLE CANTILEVER ARM HDG 41/41/2,5 L=300mm th=8mm
MD412504008ZC	DOUBLE CANTILEVER ARM HDG 41/41/2,5 L=400mm th=8mm
MD412505008ZC	DOUBLE CANTILEVER ARM HDG 41/41/2,5 L=500mm th=8mm
MD412506008ZC	DOUBLE CANTILEVER ARM HDG 41/41/2,5 L=600mm th=8mm
MD412507008ZC	DOUBLE CANTILEVER ARM HDG 41/41/2,5 L=700mm th=8mm
MD412508008ZC	DOUBLE CANTILEVER ARM HDG 41/41/2,5 L=800mm th=8mm
MD412510008ZC	DOUBLE CANTILEVER ARM HDG 41/41/2,5 L=1000mm th=8mm

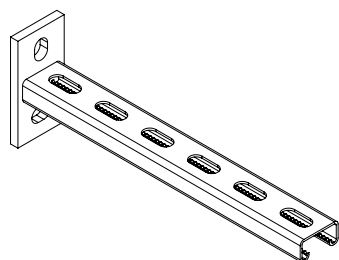




CODE	DESCRIPTION
MD622002006ZC	DOUBLE CANTILEVER ARM HDG 41/62/2,0 L=200mm th=6mm
MD622003006ZC	DOUBLE CANTILEVER ARM HDG 41/62/2,0 L=300mm th=6mm
MD622004006ZC	DOUBLE CANTILEVER ARM HDG 41/62/2,0 L=400mm th=6mm
MD622005006ZC	DOUBLE CANTILEVER ARM HDG 41/62/2,0 L=500mm th=6mm
MD622006006ZC	DOUBLE CANTILEVER ARM HDG 41/62/2,0 L=600mm th=6mm
MD622007006ZC	DOUBLE CANTILEVER ARM HDG 41/62/2,0 L=700mm th=6mm
MD622008006ZC	DOUBLE CANTILEVER ARM HDG 41/62/2,0 L=800mm th=6mm
MD622010006ZC	DOUBLE CANTILEVER ARM HDG 41/62/2,0 L=1000mm th=6mm
MD622502006ZC	DOUBLE CANTILEVER ARM HDG 41/62/2,5 L=200mm th=6mm
MD622503006ZC	DOUBLE CANTILEVER ARM HDG 41/62/2,5 L=300mm th=6mm
MD622504006ZC	DOUBLE CANTILEVER ARM HDG 41/62/2,5 L=400mm th=6mm
MD622505006ZC	DOUBLE CANTILEVER ARM HDG 41/62/2,5 L=500mm th=6mm
MD622506006ZC	DOUBLE CANTILEVER ARM HDG 41/62/2,5 L=600mm th=6mm
MD622507006ZC	DOUBLE CANTILEVER ARM HDG 41/62/2,5 L=700mm th=6mm
MD622508006ZC	DOUBLE CANTILEVER ARM HDG 41/62/2,5 L=800mm th=6mm
MD622002008ZC	DOUBLE CANTILEVER ARM HDG 41/62/2,0 L=200mm th=8mm
MD622003008ZC	DOUBLE CANTILEVER ARM HDG 41/62/2,0 L=300mm th=8mm
MD622004008ZC	DOUBLE CANTILEVER ARM HDG 41/62/2,0 L=400mm th=8mm
MD622005008ZC	DOUBLE CANTILEVER ARM HDG 41/62/2,0 L=500mm th=8mm
MD622006008ZC	DOUBLE CANTILEVER ARM HDG 41/62/2,0 L=600mm th=8mm
MD622007008ZC	DOUBLE CANTILEVER ARM HDG 41/62/2,0 L=700mm th=8mm
MD622008008ZC	DOUBLE CANTILEVER ARM HDG 41/62/2,0 L=800mm th=8mm
MD622010008ZC	DOUBLE CANTILEVER ARM HDG 41/62/2,0 L=1000mm th=8mm
MD622502008ZC	DOUBLE CANTILEVER ARM HDG 41/62/2,5 L=200mm th=8mm
MD622503008ZC	DOUBLE CANTILEVER ARM HDG 41/62/2,5 L=300mm th=8mm
MD622504008ZC	DOUBLE CANTILEVER ARM HDG 41/62/2,5 L=400mm th=8mm
MD622505008ZC	DOUBLE CANTILEVER ARM HDG 41/62/2,5 L=500mm th=8mm
MD622506008ZC	DOUBLE CANTILEVER ARM HDG 41/62/2,5 L=600mm th=8mm
MD622507008ZC	DOUBLE CANTILEVER ARM HDG 41/62/2,5 L=700mm th=8mm
MD622508008ZC	DOUBLE CANTILEVER ARM HDG 41/62/2,5 L=800mm th=8mm

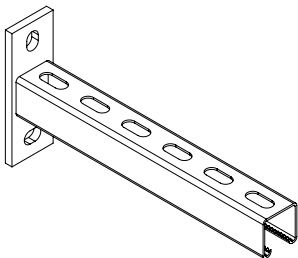
CANTILEVER ARMS

INOX A2



CODE	DESCRIPTION
M212002006A2	CANTILEVER ARM A2 41/21/2,0 L=200mm th=6mm
M212003006A2	CANTILEVER ARM A2 41/21/2,0 L=300mm th=6mm
M212004006A2	CANTILEVER ARM A2 41/21/2,0 L=400mm th=6mm
M212005006A2	CANTILEVER ARM A2 41/21/2,0 L=500mm th=6mm
M212006006A2	CANTILEVER ARM A2 41/21/2,0 L=600mm th=6mm

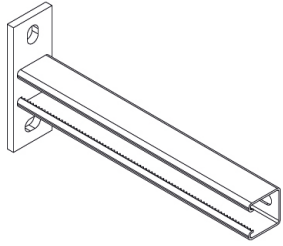
AVAILABLE ALSO IN THICKNESS 1,5 mm



CODE	DESCRIPTION
M412002006A2	CANTILEVER ARM A2 41/41/2,0 L=200mm th=6mm
M412003006A2	CANTILEVER ARM A2 41/41/2,0 L=300mm th=6mm
M412004006A2	CANTILEVER ARM A2 41/41/2,0 L=400mm th=6mm
M412005006A2	CANTILEVER ARM A2 41/41/2,0 L=500mm th=6mm
M412006006A2	CANTILEVER ARM A2 41/41/2,0 L=600mm th=6mm
M412007006A2	CANTILEVER ARM A2 41/41/2,0 L=700mm th=6mm
M412008006A2	CANTILEVER ARM A2 41/41/2,0 L=800mm th=6mm
M412010006A2	CANTILEVER ARM A2 41/41/2,0 L=1000mm th=6mm
M412502006A2	CANTILEVER ARM A2 41/41/2,5 L=200mm th=6mm
M412503006A2	CANTILEVER ARM A2 41/41/2,5 L=300mm th=6mm
M412504006A2	CANTILEVER ARM A2 41/41/2,5 L=400mm th=6mm
M412505006A2	CANTILEVER ARM A2 41/41/2,5 L=500mm th=6mm
M412506006A2	CANTILEVER ARM A2 41/41/2,5 L=600mm th=6mm
M412507006A2	CANTILEVER ARM A2 41/41/2,5 L=700mm th=6mm
M412508006A2	CANTILEVER ARM A2 41/41/2,5 L=800mm th=6mm
M412510006A2	CANTILEVER ARM A2 41/41/2,5 L=1000mm th=6mm
M412002008A2	CANTILEVER ARM A2 41/41/2,0 L=200mm th=8mm
M412003008A2	CANTILEVER ARM A2 41/41/2,0 L=300mm th=8mm
M412004008A2	CANTILEVER ARM A2 41/41/2,0 L=400mm th=8mm
M412005008A2	CANTILEVER ARM A2 41/41/2,0 L=500mm th=8mm
M412006008A2	CANTILEVER ARM A2 41/41/2,0 L=600mm th=8mm
M412007008A2	CANTILEVER ARM A2 41/41/2,0 L=700mm th=8mm
M412008008A2	CANTILEVER ARM A2 41/41/2,0 L=800mm th=8mm
M412010008A2	CANTILEVER ARM A2 41/41/2,0 L=1000mm th=8mm
M412502008A2	CANTILEVER ARM A2 41/41/2,5 L=200mm th=8mm
M412503008A2	CANTILEVER ARM A2 41/41/2,5 L=300mm th=8mm
M412504008A2	CANTILEVER ARM A2 41/41/2,5 L=400mm th=8mm
M412505008A2	CANTILEVER ARM A2 41/41/2,5 L=500mm th=8mm
M412506008A2	CANTILEVER ARM A2 41/41/2,5 L=600mm th=8mm
M412507008A2	CANTILEVER ARM A2 41/41/2,5 L=700mm th=8mm
M412508008A2	CANTILEVER ARM A2 41/41/2,5 L=800mm th=8mm
M412510008A2	CANTILEVER ARM A2 41/41/2,5 L=1000mm th=8mm

AVAILABLE ALSO IN THICKNESS 1,5mm and 3,0mm

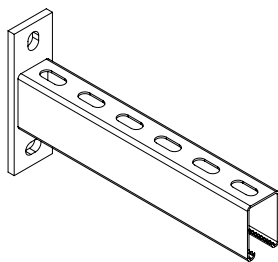




CODE	DESCRIPTION
M0412002006A2	HORIZONTAL CANTILEVER ARM A2 41/41/2,0 L=200mm th=6mm
M0412003006A2	HORIZONTAL CANTILEVER ARM A2 41/41/2,0 L=300mm th=6mm
M0412004006A2	HORIZONTAL CANTILEVER ARM A2 41/41/2,0 L=400mm th=6mm
M0412005006A2	HORIZONTAL CANTILEVER ARM A2 41/41/2,0 L=500mm th=6mm
M0412006006ZC	HORIZONTAL CANTILEVER ARM A2 41/41/2,0 L=600mm th=6mm
M0412007006A2	HORIZONTAL CANTILEVER ARM A2 41/41/2,0 L=700mm th=6mm
M0412008006A2	HORIZONTAL CANTILEVER ARM A2 41/41/2,0 L=800mm th=6mm
M0412510006A2	HORIZONTAL CANTILEVER ARM A2 41/41/2,0 L=1000mm th=6mm
M0412502006A2	HORIZONTAL CANTILEVER ARM A2 41/41/2,5 L=200mm th=6mm
M0412503006A2	HORIZONTAL CANTILEVER ARM A2 41/41/2,5 L=300mm th=6mm
M0412504006A2	HORIZONTAL CANTILEVER ARM A2 41/41/2,5 L=400mm th=6mm
M0412505006A2	HORIZONTAL CANTILEVER ARM A2 41/41/2,5 L=500mm th=6mm
M0412506006A2	HORIZONTAL CANTILEVER ARM A2 41/41/2,5 L=600mm th=6mm
M0412507006A2	HORIZONTAL CANTILEVER ARM A2 41/41/2,5 L=700mm th=6mm
M0412508006A2	HORIZONTAL CANTILEVER ARM A2 41/41/2,5 L=800mm th=6mm
M0412510006A2	HORIZONTAL CANTILEVER ARM A2 41/41/2,5 L=1000mm th=6mm
M0412002008A2	HORIZONTAL CANTILEVER ARM A2 41/41/2,0 L=200mm th=8mm
M0412003008A2	HORIZONTAL CANTILEVER ARM A2 41/41/2,0 L=300mm th=8mm
M0412004008A2	HORIZONTAL CANTILEVER ARM A2 41/41/2,0 L=400mm th=8mm
M0412005008A2	HORIZONTAL CANTILEVER ARM A2 41/41/2,0 L=500mm th=8mm
M0412008008ZC	HORIZONTAL CANTILEVER ARM A2 41/41/2,0 L=800mm th=8mm
M0412007008A2	HORIZONTAL CANTILEVER ARM A2 41/41/2,0 L=700mm th=8mm
M0412008008A2	HORIZONTAL CANTILEVER ARM A2 41/41/2,0 L=800mm th=8mm
M0412510008A2	HORIZONTAL CANTILEVER ARM A2 41/41/2,0 L=1000mm th=8mm
M0412502008A2	HORIZONTAL CANTILEVER ARM A2 41/41/2,5 L=200mm th=8mm
M0412503008A2	HORIZONTAL CANTILEVER ARM A2 41/41/2,5 L=300mm th=8mm
M0412504008A2	HORIZONTAL CANTILEVER ARM A2 41/41/2,5 L=400mm th=8mm
M0412505008A2	HORIZONTAL CANTILEVER ARM A2 41/41/2,5 L=500mm th=8mm
M0412508008A2	HORIZONTAL CANTILEVER ARM A2 41/41/2,5 L=800mm th=8mm
M0412507008A2	HORIZONTAL CANTILEVER ARM A2 41/41/2,5 L=700mm th=8mm
M0412508008A2	HORIZONTAL CANTILEVER ARM A2 41/41/2,5 L=800mm th=8mm
M0412510008A2	HORIZONTAL CANTILEVER ARM A2 41/41/2,5 L=1000mm th=8mm

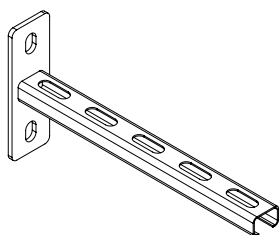
AVAILABLE ALSO IN THICKNESS 1,5mm and 3,0mm





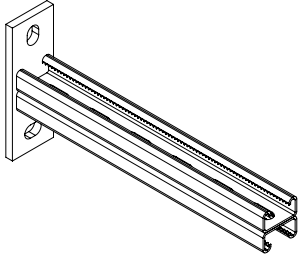
CODE	DESCRIPTION
M622002006A2	CANTILEVER ARM A2 41/62/2,0 L=200mm th=6mm
M622003006A2	CANTILEVER ARM A2 41/62/2,0 L=300mm th=6mm
M622004006A2	CANTILEVER ARM A2 41/62/2,0 L=400mm th=6mm
M622005006A2	CANTILEVER ARM A2 41/62/2,0 L=500mm th=6mm
M622006006A2	CANTILEVER ARM A2 41/62/2,0 L=600mm th=6mm
M622007006A2	CANTILEVER ARM A2 41/62/2,0 L=700mm th=6mm
M622008006A2	CANTILEVER ARM A2 41/62/2,0 L=800mm th=6mm
M622010006A2	CANTILEVER ARM A2 41/62/2,0 L=1000mm th=6mm
M622502006A2	CANTILEVER ARM A2 41/62/2,5 L=200mm th=6mm
M622503006A2	CANTILEVER ARM A2 41/62/2,5 L=300mm th=6mm
M622504006A2	CANTILEVER ARM A2 41/62/2,5 L=400mm th=6mm
M622505006A2	CANTILEVER ARM A2 41/62/2,5 L=500mm th=6mm
M622506006A2	CANTILEVER ARM A2 41/62/2,5 L=600mm th=6mm
M622507006A2	CANTILEVER ARM A2 41/62/2,5 L=700mm th=6mm
M622508006A2	CANTILEVER ARM A2 41/62/2,5 L=800mm th=6mm
M622510006A2	CANTILEVER ARM A2 41/62/2,5 L=1000mm th=6mm
M622002008A2	CANTILEVER ARM A2 41/62/2,0 L=200mm th=8mm
M622003008A2	CANTILEVER ARM A2 41/62/2,0 L=300mm th=8mm
M622004008A2	CANTILEVER ARM A2 41/62/2,0 L=400mm th=8mm
M622005008A2	CANTILEVER ARM A2 41/62/2,0 L=500mm th=8mm
M622006008A2	CANTILEVER ARM A2 41/62/2,0 L=600mm th=8mm
M622007008A2	CANTILEVER ARM A2 41/62/2,0 L=700mm th=8mm
M622008008A2	CANTILEVER ARM A2 41/62/2,0 L=800mm th=8mm
M622010008A2	CANTILEVER ARM A2 41/62/2,0 L=1000mm th=8mm
M622502008A2	CANTILEVER ARM A2 41/62/2,5 L=200mm th=8mm
M622503008A2	CANTILEVER ARM A2 41/62/2,5 L=300mm th=8mm
M622504008A2	CANTILEVER ARM A2 41/62/2,5 L=400mm th=8mm
M622505008A2	CANTILEVER ARM A2 41/62/2,5 L=500mm th=8mm
M622506008A2	CANTILEVER ARM A2 41/62/2,5 L=600mm th=8mm
M622507008A2	CANTILEVER ARM A2 41/62/2,5 L=700mm th=8mm
M622508008A2	CANTILEVER ARM A2 41/62/2,5 L=800mm th=8mm
M622510008A2	CANTILEVER ARM A2 41/62/2,5 L=1000mm th=8mm

AVAILABLE ALSO IN THICKNESS 1,5mm and 3,0mm

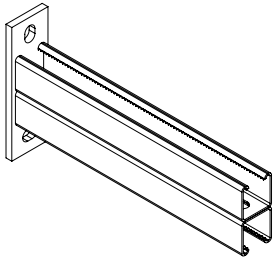


CODE	DESCRIPTION
UNI2712505006A2	CANTILEVER ARM A2 27/18/1,25 L=500mm th=6mm



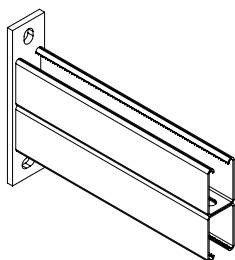


CODE	DESCRIPTION
MD212002006A2	DOUBLE CANTILEVER ARM A2 41/21/2,0 L=200mm th=6mm
MD212003006A2	DOUBLE CANTILEVER ARM A2 41/21/2,0 L=300mm th=6mm
MD212004006A2	DOUBLE CANTILEVER ARM A2 41/21/2,0 L=400mm th=6mm
MD212005006A2	DOUBLE CANTILEVER ARM A2 41/21/2,0 L=500mm th=6mm
MD212006006A2	DOUBLE CANTILEVER ARM A2 41/21/2,0 L=600mm th=6mm
MD212502006A2	DOUBLE CANTILEVER ARM A2 41/21/2,5 L=200mm th=6mm
MD212503006A2	DOUBLE CANTILEVER ARM A2 41/21/2,5 L=300mm th=6mm
MD212504006A2	DOUBLE CANTILEVER ARM A2 41/21/2,5 L=400mm th=6mm
MD212505006A2	DOUBLE CANTILEVER ARM A2 41/21/2,5 L=500mm th=6mm
MD212506006A2	DOUBLE CANTILEVER ARM A2 41/21/2,5 L=600mm th=6mm



CODE	DESCRIPTION
MD412002006A2	DOUBLE CANTILEVER ARM A2 41/41/2,0 L=200mm th=6mm
MD412003006A2	DOUBLE CANTILEVER ARM A2 41/41/2,0 L=300mm th=6mm
MD412004006A2	DOUBLE CANTILEVER ARM A2 41/41/2,0 L=400mm th=6mm
MD412005006A2	DOUBLE CANTILEVER ARM A2 41/41/2,0 L=500mm th=6mm
MD412006006A2	DOUBLE CANTILEVER ARM A2 41/41/2,0 L=600mm th=6mm
MD412007006A2	DOUBLE CANTILEVER ARM A2 41/41/2,0 L=700mm th=6mm
MD412008006A2	DOUBLE CANTILEVER ARM A2 41/41/2,0 L=800mm th=6mm
MD412010006A2	DOUBLE CANTILEVER ARM A2 41/41/2,0 L=1000mm th=6mm
MD412502006A2	DOUBLE CANTILEVER ARM A2 41/41/2,5 L=200mm th=6mm
MD412503006A2	DOUBLE CANTILEVER ARM A2 41/41/2,5 L=300mm th=6mm
MD412504006A2	DOUBLE CANTILEVER ARM A2 41/41/2,5 L=400mm th=6mm
MD412505006A2	DOUBLE CANTILEVER ARM A2 41/41/2,5 L=500mm th=6mm
MD412506006A2	DOUBLE CANTILEVER ARM A2 41/41/2,5 L=600mm th=6mm
MD412507006A2	DOUBLE CANTILEVER ARM A2 41/41/2,5 L=700mm th=6mm
MD412508006A2	DOUBLE CANTILEVER ARM A2 41/41/2,5 L=800mm th=6mm
MD412510006A2	DOUBLE CANTILEVER ARM A2 41/41/2,5 L=1000mm th=6mm
MD412002008A2	DOUBLE CANTILEVER ARM A2 41/41/2,0 L=200mm th=8mm
MD412003008A2	DOUBLE CANTILEVER ARM A2 41/41/2,0 L=300mm th=8mm
MD412004008A2	DOUBLE CANTILEVER ARM A2 41/41/2,0 L=400mm th=8mm
MD412005008A2	DOUBLE CANTILEVER ARM A2 41/41/2,0 L=500mm th=8mm
MD412006008A2	DOUBLE CANTILEVER ARM A2 41/41/2,0 L=600mm th=8mm
MD412007008A2	DOUBLE CANTILEVER ARM A2 41/41/2,0 L=700mm th=8mm
MD412008008A2	DOUBLE CANTILEVER ARM A2 41/41/2,0 L=800mm th=8mm
MD412010008A2	DOUBLE CANTILEVER ARM A2 41/41/2,0 L=1000mm th=8mm
MD412502008A2	DOUBLE CANTILEVER ARM A2 41/41/2,5 L=200mm th=8mm
MD412503008A2	DOUBLE CANTILEVER ARM A2 41/41/2,5 L=300mm th=8mm
MD412504008A2	DOUBLE CANTILEVER ARM A2 41/41/2,5 L=400mm th=8mm
MD412505008A2	DOUBLE CANTILEVER ARM A2 41/41/2,5 L=500mm th=8mm
MD412506008A2	DOUBLE CANTILEVER ARM A2 41/41/2,5 L=600mm th=8mm
MD412507008A2	DOUBLE CANTILEVER ARM A2 41/41/2,5 L=700mm th=8mm
MD412508008A2	DOUBLE CANTILEVER ARM A2 41/41/2,5 L=800mm th=8mm
MD412510008A2	DOUBLE CANTILEVER ARM A2 41/41/2,5 L=1000mm th=8mm



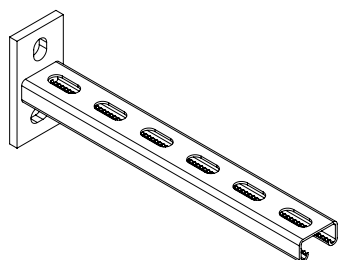


CODE	DESCRIPTION
MD622002006A2	DOUBLE CANTILEVER ARM A2 41/62/2,0 L=200mm th=6mm
MD622003006A2	DOUBLE CANTILEVER ARM A2 41/62/2,0 L=300mm th=6mm
MD622004006A2	DOUBLE CANTILEVER ARM A2 41/62/2,0 L=400mm th=6mm
MD622005006A2	DOUBLE CANTILEVER ARM A2 41/62/2,0 L=500mm th=6mm
MD622006006A2	DOUBLE CANTILEVER ARM A2 41/62/2,0 L=600mm th=6mm
MD622007006A2	DOUBLE CANTILEVER ARM A2 41/62/2,0 L=700mm th=6mm
MD622008006A2	DOUBLE CANTILEVER ARM A2 41/62/2,0 L=800mm th=6mm
MD622010006A2	DOUBLE CANTILEVER ARM A2 41/62/2,0 L=1000mm th=6mm
MD622502006A2	DOUBLE CANTILEVER ARM A2 41/62/2,5 L=200mm th=6mm
MD622503006A2	DOUBLE CANTILEVER ARM A2 41/62/2,5 L=300mm th=6mm
MD622504006A2	DOUBLE CANTILEVER ARM A2 41/62/2,5 L=400mm th=6mm
MD622505006A2	DOUBLE CANTILEVER ARM A2 41/62/2,5 L=500mm th=6mm
MD622506006A2	DOUBLE CANTILEVER ARM A2 41/62/2,5 L=600mm th=6mm
MD622507006A2	DOUBLE CANTILEVER ARM A2 41/62/2,5 L=700mm th=6mm
MD622508006A2	DOUBLE CANTILEVER ARM A2 41/62/2,5 L=800mm th=6mm
MD622510006A2	DOUBLE CANTILEVER ARM A2 41/62/2,5 L=1000mm th=6mm
MD622002008A2	DOUBLE CANTILEVER ARM A2 41/62/2,0 L=200mm th=8mm
MD622003008A2	DOUBLE CANTILEVER ARM A2 41/62/2,0 L=300mm th=8mm
MD622004008A2	DOUBLE CANTILEVER ARM A2 41/62/2,0 L=400mm th=8mm
MD622005008A2	DOUBLE CANTILEVER ARM A2 41/62/2,0 L=500mm th=8mm
MD622006008A2	DOUBLE CANTILEVER ARM A2 41/62/2,0 L=600mm th=8mm
MD622007008A2	DOUBLE CANTILEVER ARM A2 41/62/2,0 L=700mm th=8mm
MD622008008A2	DOUBLE CANTILEVER ARM A2 41/62/2,0 L=800mm th=8mm
MD622010008A2	DOUBLE CANTILEVER ARM A2 41/62/2,0 L=1000mm th=8mm
MD622502008A2	DOUBLE CANTILEVER ARM A2 41/62/2,5 L=200mm th=8mm
MD622503008A2	DOUBLE CANTILEVER ARM A2 41/62/2,5 L=300mm th=8mm
MD622504008A2	DOUBLE CANTILEVER ARM A2 41/62/2,5 L=400mm th=8mm
MD622505008A2	DOUBLE CANTILEVER ARM A2 41/62/2,5 L=500mm th=8mm
MD622506008A2	DOUBLE CANTILEVER ARM A2 41/62/2,5 L=600mm th=8mm
MD622507008A2	DOUBLE CANTILEVER ARM A2 41/62/2,5 L=700mm th=8mm
MD622508008A2	DOUBLE CANTILEVER ARM A2 41/62/2,5 L=800mm th=8mm
MD622510008A2	DOUBLE CANTILEVER ARM A2 41/62/2,5 L=1000mm th=8mm

CANTILEVER ARMS

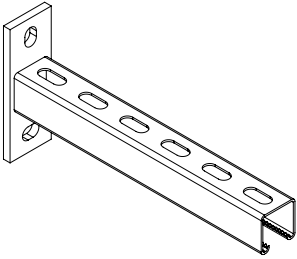
INOX A4

CANTILEVER



CODE	DESCRIPTION
M212002006A4	CANTILEVER ARM A4 41/21/2,0 L=200mm th=6mm
M212003006A4	CANTILEVER ARM A4 41/21/2,0 L=300mm th=6mm
M212004006A4	CANTILEVER ARM A4 41/21/2,0 L=400mm th=6mm
M212005006A4	CANTILEVER ARM A4 41/21/2,0 L=500mm th=6mm
M212006006A4	CANTILEVER ARM A4 41/21/2,0 L=600mm th=6mm

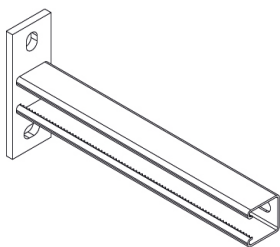
AVAILABLE ALSO IN THICKNESS 1,5 mm



CODE	DESCRIPTION
M412002006A4	CANTILEVER ARM A4 41/41/2,0 L=200mm th=6mm
M412003006A4	CANTILEVER ARM A4 41/41/2,0 L=300mm th=6mm
M412004006A4	CANTILEVER ARM A4 41/41/2,0 L=400mm th=6mm
M412005006A4	CANTILEVER ARM A4 41/41/2,0 L=500mm th=6mm
M412006006A4	CANTILEVER ARM A4 41/41/2,0 L=600mm th=6mm
M412007006A4	CANTILEVER ARM A4 41/41/2,0 L=700mm th=6mm
M412008006A4	CANTILEVER ARM A4 41/41/2,0 L=800mm th=6mm
M412010006A4	CANTILEVER ARM A4 41/41/2,0 L=1000mm th=6mm
M412502006A4	CANTILEVER ARM A4 41/41/2,5 L=200mm th=6mm
M412503006A4	CANTILEVER ARM A4 41/41/2,5 L=300mm th=6mm
M412504006A4	CANTILEVER ARM A4 41/41/2,5 L=400mm th=6mm
M412505006A4	CANTILEVER ARM A4 41/41/2,5 L=500mm th=6mm
M412506006A4	CANTILEVER ARM A4 41/41/2,5 L=600mm th=6mm
M412507006A4	CANTILEVER ARM A4 41/41/2,5 L=700mm th=6mm
M412508006A4	CANTILEVER ARM A4 41/41/2,5 L=800mm th=6mm
M412510006A4	CANTILEVER ARM A4 41/41/2,5 L=1000mm th=6mm
M412002008A4	CANTILEVER ARM A4 41/41/2,0 L=200mm th=8mm
M412003008A4	CANTILEVER ARM A4 41/41/2,0 L=300mm th=8mm
M412004008A4	CANTILEVER ARM A4 41/41/2,0 L=400mm th=8mm
M412005008A4	CANTILEVER ARM A4 41/41/2,0 L=500mm th=8mm
M412006008A4	CANTILEVER ARM A4 41/41/2,0 L=600mm th=8mm
M412007008A4	CANTILEVER ARM A4 41/41/2,0 L=700mm th=8mm
M412008008A4	CANTILEVER ARM A4 41/41/2,0 L=800mm th=8mm
M412010008A4	CANTILEVER ARM A4 41/41/2,0 L=1000mm th=8mm
M412502008A4	CANTILEVER ARM A4 41/41/2,5 L=200mm th=8mm
M412503008A4	CANTILEVER ARM A4 41/41/2,5 L=300mm th=8mm
M412504008A4	CANTILEVER ARM A4 41/41/2,5 L=400mm th=8mm
M412505008A4	CANTILEVER ARM A4 41/41/2,5 L=500mm th=8mm
M412506008A4	CANTILEVER ARM A4 41/41/2,5 L=600mm th=8mm
M412507008A4	CANTILEVER ARM A4 41/41/2,5 L=700mm th=8mm
M412508008A4	CANTILEVER ARM A4 41/41/2,5 L=800mm th=8mm
M412510008A4	CANTILEVER ARM A4 41/41/2,5 L=1000mm th=8mm

AVAILABLE ALSO IN THICKNESS 1,5mm and 3,0mm

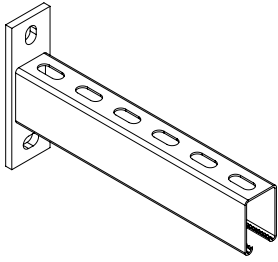




CODE	DESCRIPTION
MO412002006A4	HORIZONTAL CANTILEVER ARM A4 41/41/2,0 L=200mm th=6mm
MO412003006A4	HORIZONTAL CANTILEVER ARM A4 41/41/2,0 L=300mm th=6mm
MO412004006A4	HORIZONTAL CANTILEVER ARM A4 41/41/2,0 L=400mm th=6mm
MO412005006A4	HORIZONTAL CANTILEVER ARM A4 41/41/2,0 L=500mm th=6mm
MO412006006ZC	HORIZONTAL CANTILEVER ARM A4 41/41/2,0 L=600mm th=6mm
MO412007006A4	HORIZONTAL CANTILEVER ARM A4 41/41/2,0 L=700mm th=6mm
MO412008006A4	HORIZONTAL CANTILEVER ARM A4 41/41/2,0 L=800mm th=6mm
MO412510006A4	HORIZONTAL CANTILEVER ARM A4 41/41/2,0 L=1000mm th=6mm
MO412502006A4	HORIZONTAL CANTILEVER ARM A4 41/41/2,5 L=200mm th=6mm
MO412503006A4	HORIZONTAL CANTILEVER ARM A4 41/41/2,5 L=300mm th=6mm
MO412504006A4	HORIZONTAL CANTILEVER ARM A4 41/41/2,5 L=400mm th=6mm
MO412505006A4	HORIZONTAL CANTILEVER ARM A4 41/41/2,5 L=500mm th=6mm
MO412506006A4	HORIZONTAL CANTILEVER ARM A4 41/41/2,5 L=600mm th=6mm
MO412507006A4	HORIZONTAL CANTILEVER ARM A4 41/41/2,5 L=700mm th=6mm
MO412508006A4	HORIZONTAL CANTILEVER ARM A4 41/41/2,5 L=800mm th=6mm
MO412510006A4	HORIZONTAL CANTILEVER ARM A4 41/41/2,5 L=1000mm th=6mm
MO412002008A4	HORIZONTAL CANTILEVER ARM A4 41/41/2,0 L=200mm th=8mm
MO412003008A4	HORIZONTAL CANTILEVER ARM A4 41/41/2,0 L=300mm th=8mm
MO412004008A4	HORIZONTAL CANTILEVER ARM A4 41/41/2,0 L=400mm th=8mm
MO412005008A4	HORIZONTAL CANTILEVER ARM A4 41/41/2,0 L=500mm th=8mm
MO412008008ZC	HORIZONTAL CANTILEVER ARM A4 41/41/2,0 L=800mm th=8mm
MO412007008A4	HORIZONTAL CANTILEVER ARM A4 41/41/2,0 L=700mm th=8mm
MO412008008A4	HORIZONTAL CANTILEVER ARM A4 41/41/2,0 L=800mm th=8mm
MO412510008A4	HORIZONTAL CANTILEVER ARM A4 41/41/2,0 L=1000mm th=8mm
MO412502008A4	HORIZONTAL CANTILEVER ARM A4 41/41/2,5 L=200mm th=8mm
MO412503008A4	HORIZONTAL CANTILEVER ARM A4 41/41/2,5 L=300mm th=8mm
MO412504008A4	HORIZONTAL CANTILEVER ARM A4 41/41/2,5 L=400mm th=8mm
MO412505008A4	HORIZONTAL CANTILEVER ARM A4 41/41/2,5 L=500mm th=8mm
MO412508008A4	HORIZONTAL CANTILEVER ARM A4 41/41/2,5 L=800mm th=8mm
MO412507008A4	HORIZONTAL CANTILEVER ARM A4 41/41/2,5 L=700mm th=8mm
MO412508008A4	HORIZONTAL CANTILEVER ARM A4 41/41/2,5 L=800mm th=8mm
MO412510008A4	HORIZONTAL CANTILEVER ARM A4 41/41/2,5 L=1000mm th=8mm

AVAILABLE ALSO IN THICKNESS 1,5mm and 3,0mm

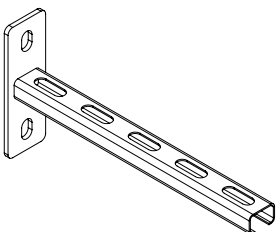




CODE	DESCRIPTION
M622002006A4	CANTILEVER ARM A4 41/62/2,0 L=200mm th=6mm
M622003006A4	CANTILEVER ARM A4 41/62/2,0 L=300mm th=6mm
M622004006A4	CANTILEVER ARM A4 41/62/2,0 L=400mm th=6mm
M622005006A4	CANTILEVER ARM A4 41/62/2,0 L=500mm th=6mm
M622006006A4	CANTILEVER ARM A4 41/62/2,0 L=600mm th=6mm
M622007006A4	CANTILEVER ARM A4 41/62/2,0 L=700mm th=6mm
M622008006A4	CANTILEVER ARM A4 41/62/2,0 L=800mm th=6mm
M622010006A4	CANTILEVER ARM A4 41/62/2,0 L=1000mm th=6mm
M622502006A4	CANTILEVER ARM A4 41/62/2,5 L=200mm th=6mm
M622503006A4	CANTILEVER ARM A4 41/62/2,5 L=300mm th=6mm
M622504006A4	CANTILEVER ARM A4 41/62/2,5 L=400mm th=6mm
M622505006A4	CANTILEVER ARM A4 41/62/2,5 L=500mm th=6mm
M622506006A4	CANTILEVER ARM A4 41/62/2,5 L=600mm th=6mm
M622507006A4	CANTILEVER ARM A4 41/62/2,5 L=700mm th=6mm
M622508006A4	CANTILEVER ARM A4 41/62/2,5 L=800mm th=6mm
M622510006A4	CANTILEVER ARM A4 41/62/2,5 L=1000mm th=6mm

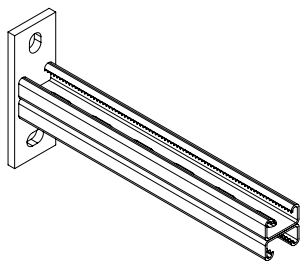
M622002008A4	CANTILEVER ARM A4 41/62/2,0 L=200mm th=8mm
M622003008A4	CANTILEVER ARM A4 41/62/2,0 L=300mm th=8mm
M622004008A4	CANTILEVER ARM A4 41/62/2,0 L=400mm th=8mm
M622005008A4	CANTILEVER ARM A4 41/62/2,0 L=500mm th=8mm
M622006008A4	CANTILEVER ARM A4 41/62/2,0 L=600mm th=8mm
M622007008A4	CANTILEVER ARM A4 41/62/2,0 L=700mm th=8mm
M622008008A4	CANTILEVER ARM A4 41/62/2,0 L=800mm th=8mm
M622010008A4	CANTILEVER ARM A4 41/62/2,0 L=1000mm th=8mm
M622502008A4	CANTILEVER ARM A4 41/62/2,5 L=200mm th=8mm
M622503008A4	CANTILEVER ARM A4 41/62/2,5 L=300mm th=8mm
M622504008A4	CANTILEVER ARM A4 41/62/2,5 L=400mm th=8mm
M622505008A4	CANTILEVER ARM A4 41/62/2,5 L=500mm th=8mm
M622506008A4	CANTILEVER ARM A4 41/62/2,5 L=600mm th=8mm
M622507008A4	CANTILEVER ARM A4 41/62/2,5 L=700mm th=8mm
M622508008A4	CANTILEVER ARM A4 41/62/2,5 L=800mm th=8mm
M622510008A4	CANTILEVER ARM A4 41/62/2,5 L=1000mm th=8mm

AVAILABLE ALSO IN THICKNESS 1,5mm and 3,0mm

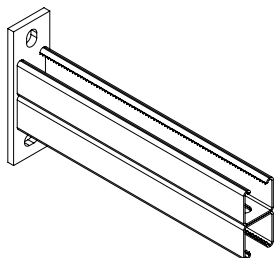


CODE	DESCRIPTION
UNI2712505006A4	CANTILEVER ARM A427/18/1,25 L=500mm th=6mm

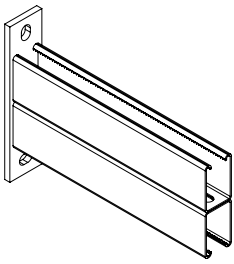




CODE	DESCRIPTION
MD212002006A4	DOUBLE CANTILEVER ARM A4 41/21/2,0 L=200mm th=6mm
MD212003006A4	DOUBLE CANTILEVER ARM A4 41/21/2,0 L=300mm th=6mm
MD212004006A4	DOUBLE CANTILEVER ARM A4 41/21/2,0 L=400mm th=6mm
MD212005006A4	DOUBLE CANTILEVER ARM A4 41/21/2,0 L=500mm th=6mm
MD212006006A4	DOUBLE CANTILEVER ARM A4 41/21/2,0 L=600mm th=6mm
MD212502006A4	DOUBLE CANTILEVER ARM A4 41/21/2,5 L=200mm th=6mm
MD212503006A4	DOUBLE CANTILEVER ARM A4 41/21/2,5 L=300mm th=6mm
MD212504006A4	DOUBLE CANTILEVER ARM A4 41/21/2,5 L=400mm th=6mm
MD212505006A4	DOUBLE CANTILEVER ARM A4 41/21/2,5 L=500mm th=6mm
MD212506006A4	DOUBLE CANTILEVER ARM A4 41/21/2,5 L=600mm th=6mm



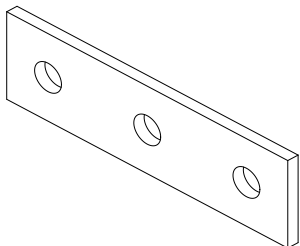
CODE	DESCRIPTION
MD412002006A4	DOUBLE CANTILEVER ARM A4 41/41/2,0 L=200mm th=6mm
MD412003006A4	DOUBLE CANTILEVER ARM A4 41/41/2,0 L=300mm th=6mm
MD412004006A4	DOUBLE CANTILEVER ARM A4 41/41/2,0 L=400mm th=6mm
MD412005006A4	DOUBLE CANTILEVER ARM A4 41/41/2,0 L=500mm th=6mm
MD412006006A4	DOUBLE CANTILEVER ARM A4 41/41/2,0 L=600mm th=6mm
MD412007006A4	DOUBLE CANTILEVER ARM A4 41/41/2,0 L=700mm th=6mm
MD412008006A4	DOUBLE CANTILEVER ARM A4 41/41/2,0 L=800mm th=6mm
MD412010006A4	DOUBLE CANTILEVER ARM A4 41/41/2,0 L=1000mm th=6mm
MD412502006A4	DOUBLE CANTILEVER ARM A4 41/41/2,5 L=200mm th=6mm
MD412503006A4	DOUBLE CANTILEVER ARM A4 41/41/2,5 L=300mm th=6mm
MD412504006A4	DOUBLE CANTILEVER ARM A4 41/41/2,5 L=400mm th=6mm
MD412505006A4	DOUBLE CANTILEVER ARM A4 41/41/2,5 L=500mm th=6mm
MD412506006A4	DOUBLE CANTILEVER ARM A4 41/41/2,5 L=600mm th=6mm
MD412507006A4	DOUBLE CANTILEVER ARM A4 41/41/2,5 L=700mm th=6mm
MD412508006A4	DOUBLE CANTILEVER ARM A4 41/41/2,5 L=800mm th=6mm
MD412510006A4	DOUBLE CANTILEVER ARM A4 41/41/2,5 L=1000mm th=6mm
MD412002008A4	DOUBLE CANTILEVER ARM A4 41/41/2,0 L=200mm th=8mm
MD412003008A4	DOUBLE CANTILEVER ARM A4 41/41/2,0 L=300mm th=8mm
MD412004008A4	DOUBLE CANTILEVER ARM A4 41/41/2,0 L=400mm th=8mm
MD412005008A4	DOUBLE CANTILEVER ARM A4 41/41/2,0 L=500mm th=8mm
MD412006008A4	DOUBLE CANTILEVER ARM A4 41/41/2,0 L=600mm th=8mm
MD412007008A4	DOUBLE CANTILEVER ARM A4 41/41/2,0 L=700mm th=8mm
MD412008008A4	DOUBLE CANTILEVER ARM A4 41/41/2,0 L=800mm th=8mm
MD412010008A4	DOUBLE CANTILEVER ARM A4 41/41/2,0 L=1000mm th=8mm
MD412502008A4	DOUBLE CANTILEVER ARM A4 41/41/2,5 L=200mm th=8mm
MD412503008A4	DOUBLE CANTILEVER ARM A4 41/41/2,5 L=300mm th=8mm
MD412504008A4	DOUBLE CANTILEVER ARM A4 41/41/2,5 L=400mm th=8mm
MD412505008A4	DOUBLE CANTILEVER ARM A4 41/41/2,5 L=500mm th=8mm
MD412506008A4	DOUBLE CANTILEVER ARM A4 41/41/2,5 L=600mm th=8mm
MD412507008A4	DOUBLE CANTILEVER ARM A4 41/41/2,5 L=700mm th=8mm
MD412508008A4	DOUBLE CANTILEVER ARM A4 41/41/2,5 L=800mm th=8mm
MD412510008A4	DOUBLE CANTILEVER ARM A4 41/41/2,5 L=1000mm th=8mm



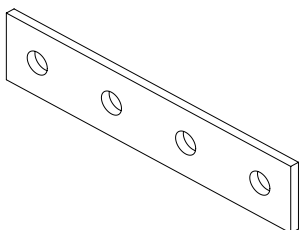
CODE	DESCRIPTION
MD622002006A4	DOUBLE CANTILEVER ARM A4 41/62/2,0 L=200mm th=6mm
MD622003006A4	DOUBLE CANTILEVER ARM A4 41/62/2,0 L=300mm th=6mm
MD622004006A4	DOUBLE CANTILEVER ARM A4 41/62/2,0 L=400mm th=6mm
MD622005006A4	DOUBLE CANTILEVER ARM A4 41/62/2,0 L=500mm th=6mm
MD622006006A4	DOUBLE CANTILEVER ARM A4 41/62/2,0 L=600mm th=6mm
MD622007006A4	DOUBLE CANTILEVER ARM A4 41/62/2,0 L=700mm th=6mm
MD622008006A4	DOUBLE CANTILEVER ARM A4 41/62/2,0 L=800mm th=6mm
MD622010006A4	DOUBLE CANTILEVER ARM A4 41/62/2,0 L=1000mm th=6mm
MD622502006A4	DOUBLE CANTILEVER ARM A4 41/62/2,5 L=200mm th=6mm
MD622503006A4	DOUBLE CANTILEVER ARM A4 41/62/2,5 L=300mm th=6mm
MD622504006A4	DOUBLE CANTILEVER ARM A4 41/62/2,5 L=400mm th=6mm
MD622505006A4	DOUBLE CANTILEVER ARM A4 41/62/2,5 L=500mm th=6mm
MD622506006A4	DOUBLE CANTILEVER ARM A4 41/62/2,5 L=600mm th=6mm
MD622507006A4	DOUBLE CANTILEVER ARM A4 41/62/2,5 L=700mm th=6mm
MD622508006A4	DOUBLE CANTILEVER ARM A4 41/62/2,5 L=800mm th=6mm
MD622510006A4	DOUBLE CANTILEVER ARM A4 41/62/2,5 L=1000mm th=6mm
MD622002008A4	DOUBLE CANTILEVER ARM A4 41/62/2,0 L=200mm th=8mm
MD622003008A4	DOUBLE CANTILEVER ARM A4 41/62/2,0 L=300mm th=8mm
MD622004008A4	DOUBLE CANTILEVER ARM A4 41/62/2,0 L=400mm th=8mm
MD622005008A4	DOUBLE CANTILEVER ARM A4 41/62/2,0 L=500mm th=8mm
MD622006008A4	DOUBLE CANTILEVER ARM A4 41/62/2,0 L=600mm th=8mm
MD622007008A4	DOUBLE CANTILEVER ARM A4 41/62/2,0 L=700mm th=8mm
MD622008008A4	DOUBLE CANTILEVER ARM A4 41/62/2,0 L=800mm th=8mm
MD622010008A4	DOUBLE CANTILEVER ARM A4 41/62/2,0 L=1000mm th=8mm
MD622502008A4	DOUBLE CANTILEVER ARM A4 41/62/2,5 L=200mm th=8mm
MD622503008A4	DOUBLE CANTILEVER ARM A4 41/62/2,5 L=300mm th=8mm
MD622504008A4	DOUBLE CANTILEVER ARM A4 41/62/2,5 L=400mm th=8mm
MD622505008A4	DOUBLE CANTILEVER ARM A4 41/62/2,5 L=500mm th=8mm
MD622506008A4	DOUBLE CANTILEVER ARM A4 41/62/2,5 L=600mm th=8mm
MD622507008A4	DOUBLE CANTILEVER ARM A4 41/62/2,5 L=700mm th=8mm
MD622508008A4	DOUBLE CANTILEVER ARM A4 41/62/2,5 L=800mm th=8mm
MD622510008A4	DOUBLE CANTILEVER ARM A4 41/62/2,5 L=1000mm th=8mm

FIXING PLATES

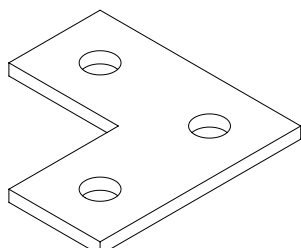
GALVANIZED



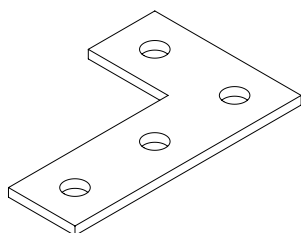
CODE	DESCRIPTION
P10665ZE	FIXING PLATE 40X136 3 HOLES s=5mm ZE
P10666ZE	FIXING PLATE 40X136 3 HOLES s=6mm ZE



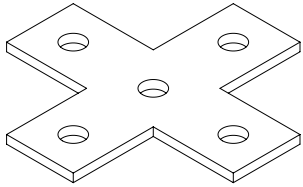
CODE	DESCRIPTION
P10675ZE	FIXING PLATE 40X184 4 HOLES s=5mm ZE
P10676ZE	FIXING PLATE 40X184 4 HOLES s=6mm ZE



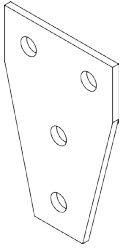
CODE	DESCRIPTION
P10365ZE	FIXING PLATE A L 40X88 3 HOLES s=5mm ZE
P10366ZE	FIXING PLATE A L 40X88 3 HOLES s=6mm ZE



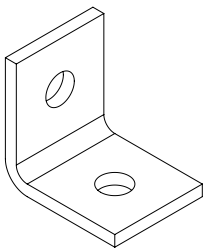
CODE	DESCRIPTION
P13805ZE	FIXING PLATE 88X136 4 HOLES s=5mm ZE
P13806ZE	FIXING PLATE 88X136 4 HOLES s=6mm ZE



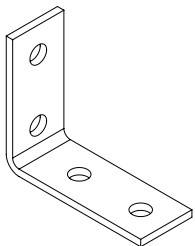
CODE	DESCRIPTION
P10285ZE	FIXING PLATE A CROCE 40X136 5 HOLES s=5mm ZE
P10286ZE	FIXING PLATE A CROCE 40X136 5 HOLES s=6mm ZE



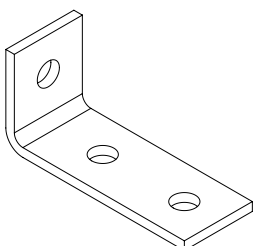
CODE	DESCRIPTION
P13585ZE	FIXING PLATE TRAPEZOIDALE 4 HOLES s=5mm ZE
P13586ZE	FIXING PLATE TRAPEZOIDALE 4 HOLES s=6mm ZE



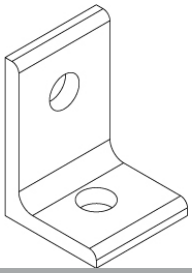
CODE	DESCRIPTION
P10265ZE	ANGULAR PLATES 50X50 2 HOLES s=5mm ZE
P10266ZE	ANGULAR PLATES 50X50 2 HOLES s=6mm ZE



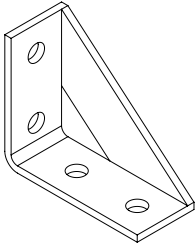
CODE	DESCRIPTION
P13255ZE	ANGULAR PLATES 90X105 4 HOLES s=5mm ZE
P13256ZE	ANGULAR PLATES 90X105 4 HOLES s=6mm ZE



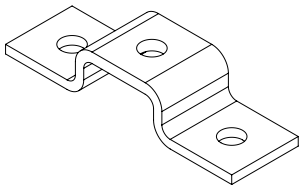
CODE	DESCRIPTION
P13265ZE	ANGULAR PLATES 50X105 3 HOLES s=5mm ZE
P13266ZE	ANGULAR PLATES 50X105 3 HOLES s=6mm ZE



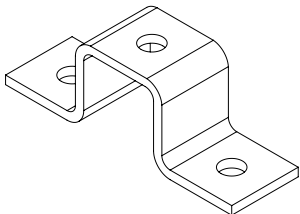
CODE	DESCRIPTION
P10276ZE	ANGULAR 45/40/30 ZE
P10286ZE	ANGULAR 60/40/40 ZE
P10296ZE	ANGULAR 90/60/40 ZE



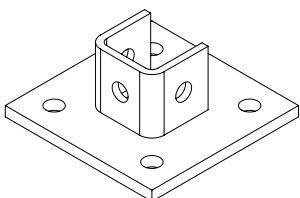
CODE	DESCRIPTION
P24845ZE	ANGULAR PLATES 105X90 s=5mm ZE
P24846ZE	ANGULAR PLATES 105X90 s=6mm ZE



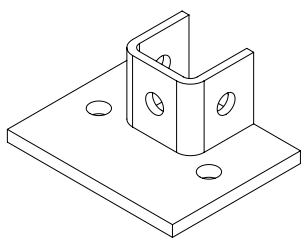
CODE	DESCRIPTION
P40475ZE	OMEGA PLATES 21X136 s=5 ZE
P40476ZE	OMEGA PLATES 21X136 s=6 ZE



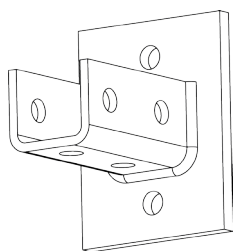
CODE	DESCRIPTION
P17375ZE	OMEGA PLATES 41X136 3 HOLES s=5mm ZE
P17376ZE	OMEGA PLATES 41X136 3 HOLES s=6mm ZE



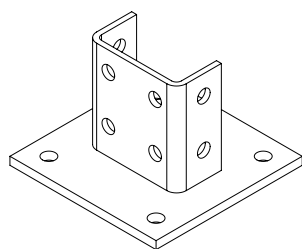
CODE	DESCRIPTION
P20715ZE	BASE PLATES 120X120X45 s=5mm ZE
P20716ZE	BASE PLATES 120X120X45 s=6mm ZE



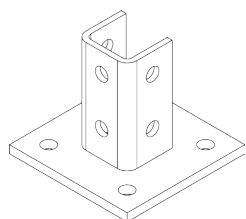
CODE	DESCRIPTION
P20725ZE	BASE PLATES 120X93X45 s=5mm ZE
P20726ZE	BASE PLATES 120X93X45 s=6mm ZE



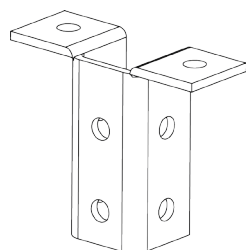
CODE	DESCRIPTION
P29425ZE	BASE PLATES 129X93X95 s=5mm ZE
P29426ZE	BASE PLATES 129X93X95 s=6mm ZE



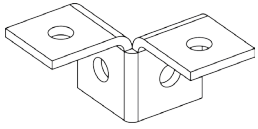
CODE	DESCRIPTION
P20735ZE	BASE PLATES 150X150X95 s=5mm ZE
P20736ZE	BASE PLATES 150X150X95 s=6mm ZE



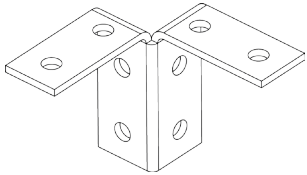
CODE	DESCRIPTION
P20755ZE	BASE PLATES 120X120X95 s=5mm ZE
P20756ZE	BASE PLATES 120X120X95 s=6mm ZE



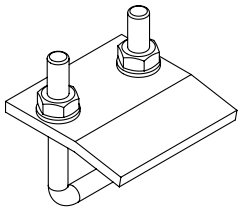
CODE	DESCRIPTION
P23465ZE	WING PLATES AT s=5mm ZE
P23466ZE	WING PLATES AT s=6mm ZE



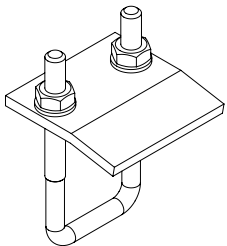
CODE	DESCRIPTION
P22235ZE	DOUBLE LOW ANGULAR PLATES s=5mm ZE
P22236ZE	DOUBLE LOW ANGULAR PLATES s=6mm ZE



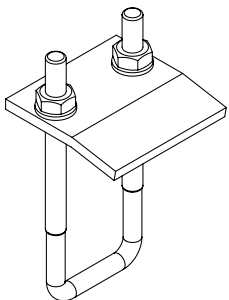
CODE	DESCRIPTION
P22255ZE	DOUBLE HIGHT ANGULAR PLATES s=5mm ZE
P22256ZE	DOUBLE HIGHT ANGULAR PLATES s=6mm ZE



CODE	DESCRIPTION
P27856ZE	BEAM CLAMP 75X21 s=6mm ZE

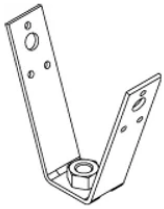


CODE	DESCRIPTION
P27866ZE	BEAM CLAMP 75X41 s=6mm ZE

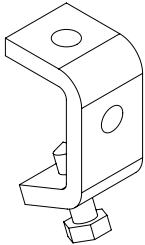


CODE	DESCRIPTION
P27876ZE	BEAM CLAMP 75X82 s=6mm ZE

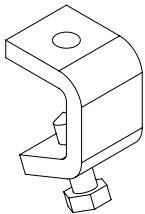




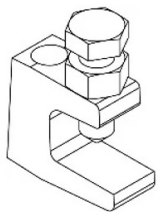
CODE	DESCRIPTION
P41573ZE	ANCORANTI TRAPEZOIDALI M10 (FM) ZE



CODE	DESCRIPTION
P12715ZE	BEAM CLAMP 40X63 2 HOLES s=5mm ZE
P12716ZE	BEAM CLAMP 40X63 2 HOLES s=6mm ZE



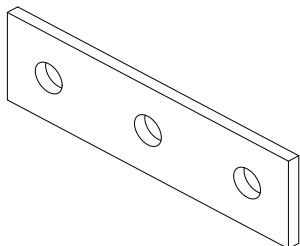
CODE	DESCRIPTION
P12725ZE	BEAM CLAMP 50X25 1 HOLES s=5mm ZE
P12726ZE	BEAM CLAMP 50X25 1 HOLES s=6mm ZE



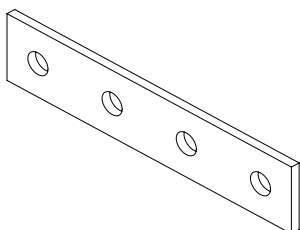
CODE	DESCRIPTION
A10101ZE	BEAM CLAMP M10 ZE

FIXING PLATES

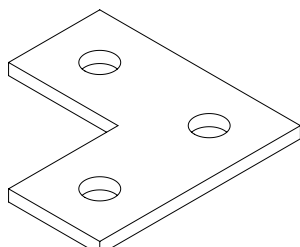
HOT DIP GALVANIZED



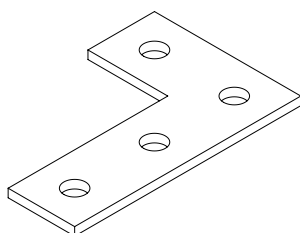
CODE	DESCRIPTION
P10665ZC	FIXING PLATE 40X136 3 HOLES s=5mm HDG
P10666ZC	FIXING PLATE 40X136 3 HOLES s=6mm HDG



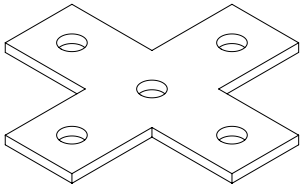
CODE	DESCRIPTION
P10675ZC	FIXING PLATE 40X184 4 HOLES s=5mm HDG
P10676ZC	FIXING PLATE 40X184 4 HOLES s=6mm HDG



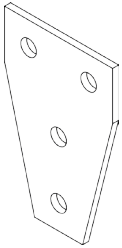
CODE	DESCRIPTION
P10365ZC	FIXING PLATE A L 40X88 3 HOLES s=5mm HDG
P10366ZC	FIXING PLATE A L 40X88 3 HOLES s=6mm HDG



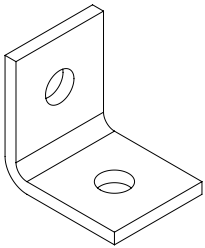
CODE	DESCRIPTION
P13805ZC	FIXING PLATE 88X136 4 HOLES s=5mm HDG
P13806ZC	FIXING PLATE 88X136 4 HOLES s=6mm HDG



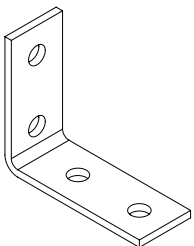
CODE	DESCRIPTION
P10285ZC	FIXING PLATE A CROCE 40X136 5 HOLES s=5mm HDG
P10286ZC	FIXING PLATE A CROCE 40X136 5 HOLES s=6mm HDG



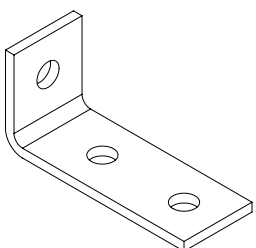
CODE	DESCRIPTION
P13585ZC	FIXING PLATE TRAPEZOIDALE 4 HOLES s=5mm HDG
P13586ZC	FIXING PLATE TRAPEZOIDALE 4 HOLES s=6mm HDG



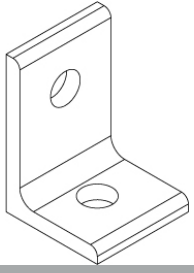
CODE	DESCRIPTION
P10265ZC	ANGULAR PLATES 50X50 2 HOLES s=5mm HDG
P10266ZC	ANGULAR PLATES 50X50 2 HOLES s=6mm HDG



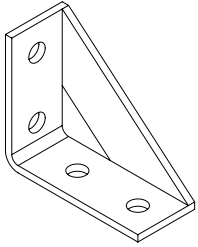
CODE	DESCRIPTION
P13255ZC	ANGULAR PLATES 90X105 4 HOLES s=5mm HDG
P13256ZC	ANGULAR PLATES 90X105 4 HOLES s=6mm HDG



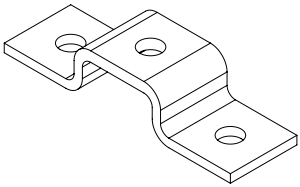
CODE	DESCRIPTION
P13265ZC	ANGULAR PLATES 50X105 3 HOLES s=5mm HDG
P13266ZC	ANGULAR PLATES 50X105 3 HOLES s=6mm HDG



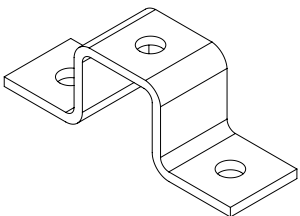
CODE	DESCRIPTION
P10276ZC	ANGULAR 45/40/30 HDG
P10286ZC	ANGULAR 60/40/40 HDG
P10296ZC	ANGULAR 90/60/40 HDG



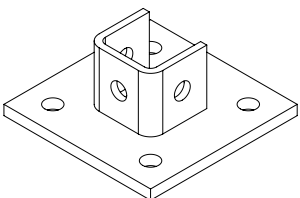
CODE	DESCRIPTION
P24845ZC	ANGULAR PLATES 105X90 s=5mm HDG
P24846ZC	ANGULAR PLATES 105X90 s=6mm HDG



CODE	DESCRIPTION
P40475ZC	OMEGA PLATES 21X136 s=5 HDG
P40476ZC	OMEGA PLATES 21X136 s=6 HDG

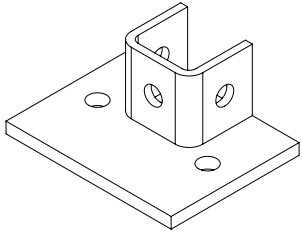


CODE	DESCRIPTION
P17375ZC	OMEGA PLATES 41X136 3 HOLES s=5mm HDG
P17376ZC	OMEGA PLATES 41X136 3 HOLES s=6mm HDG

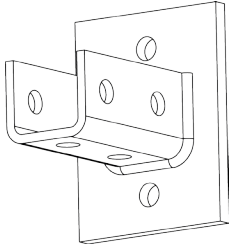


CODE	DESCRIPTION
P20715ZC	BASE PLATES 120X120X45 s=5mm HDG
P20716ZC	BASE PLATES 120X120X45 s=6mm HDG

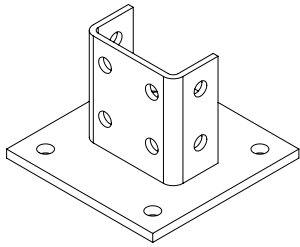




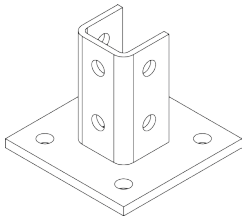
CODE	DESCRIPTION
P20725ZC	BASE PLATES 120X93X45 s=5mm HDG
P20726ZC	BASE PLATES 120X93X45 s=6mm HDG



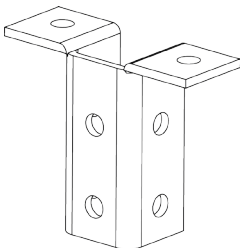
CODE	DESCRIPTION
P29425ZC	BASE PLATES 129X93X95 s=5mm HDG
P29426ZC	BASE PLATES 129X93X95 s=6mm HDG



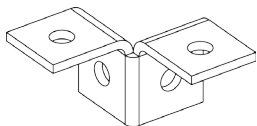
CODE	DESCRIPTION
P20735ZC	BASE PLATES 150X150X95 s=5mm HDG
P20736ZC	BASE PLATES 150X150X95 s=6mm HDG



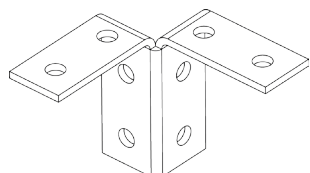
CODE	DESCRIPTION
P20755ZC	BASE PLATES 120X120X95 s=5mm HDG
P20756ZC	BASE PLATES 120X120X95 s=6mm HDG



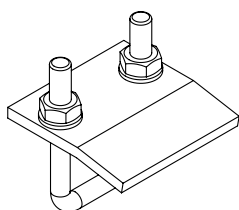
CODE	DESCRIPTION
P23465ZC	WING PLATES AT s=5mm HDG
P23466ZC	WING PLATES AT s=6mm HDG



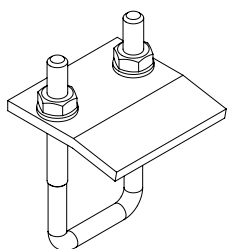
CODE	DESCRIPTION
P22235ZC	DOUBLE LOW ANGULAR PLATES s=5mm HDG
P22236ZC	DOUBLE LOW ANGULAR PLATES s=6mm HDG



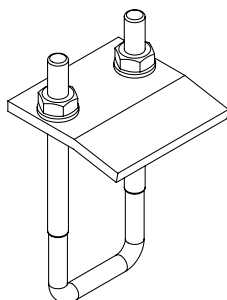
CODE	DESCRIPTION
P22255ZC	DOUBLE HIGHT ANGULAR PLATES s=5mm HDG
P22256ZC	DOUBLE HIGHT ANGULAR PLATES s=6mm HDG



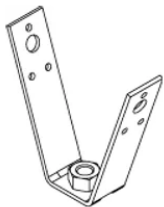
CODE	DESCRIPTION
P27856ZC	BEAM CLAMP 75X21 s=6mm HDG



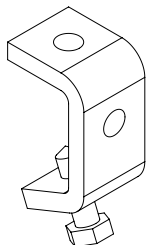
CODE	DESCRIPTION
P27866ZC	BEAM CLAMP 75X41 s=6mm HDG



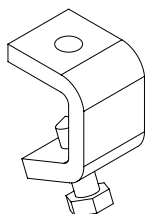
CODE	DESCRIPTION
P27876ZC	BEAM CLAMP 75X82 s=6mm HDG



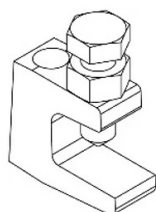
CODE	DESCRIPTION
P41573ZC	ANCORANTI TRAPEZOIDALI M10 (FM) HDG



CODE	DESCRIPTION
P12715ZC	BEAM CLAMP 40X63 2 HOLES s=5mm HDG
P12716ZC	BEAM CLAMP 40X63 2 HOLES s=6mm HDG



CODE	DESCRIPTION
P12725ZC	BEAM CLAMP 50X25 1 HOLES s=5mm HDG
P12726ZC	BEAM CLAMP 50X25 1 HOLES s=6mm HDG

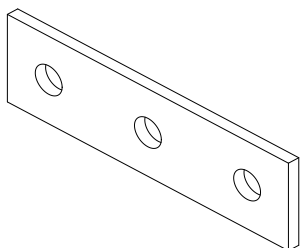


CODE	DESCRIPTION
A10101ZC	BEAM CLAMP M10 HDG

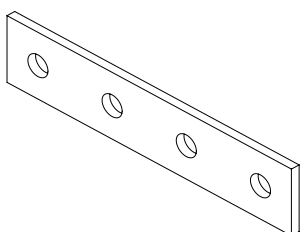


FIXING PLATES

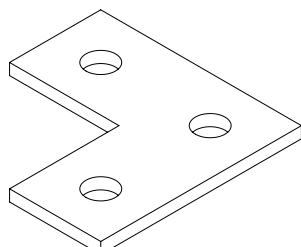
INOX A2



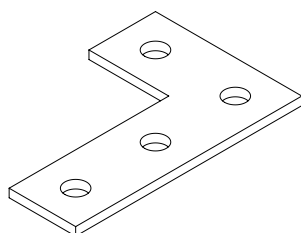
CODE	DESCRIPTION
P10665A2	FIXING PLATE 40X136 3 HOLES s=5mm A2
P10666A2	FIXING PLATE 40X136 3 HOLES s=6mm A2



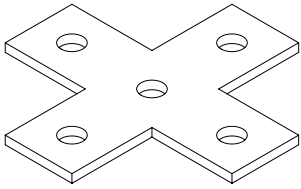
CODE	DESCRIPTION
P10675A2	FIXING PLATE 40X184 4 HOLES s=5mm A2
P10676A2	FIXING PLATE 40X184 4 HOLES s=6mm A2



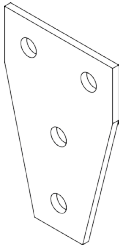
CODE	DESCRIPTION
P10365A2	FIXING PLATE A L 40X88 3 HOLES s=5mm A2
P10366A2	FIXING PLATE A L 40X88 3 HOLES s=6mm A2



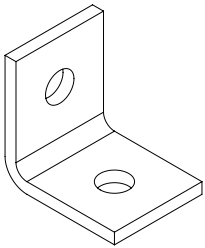
CODE	DESCRIPTION
P13805A2	FIXING PLATE 88X136 4 HOLES s=5mm A2
P13806A2	FIXING PLATE 88X136 4 HOLES s=6mm A2



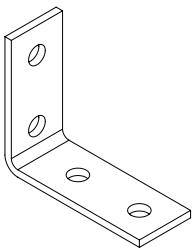
CODE	DESCRIPTION
P10285A2	FIXING PLATE A CROCE 40X136 5 HOLES s=5mm A2
P10286A2	FIXING PLATE A CROCE 40X136 5 HOLES s=6mm A2



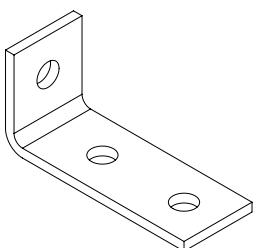
CODE	DESCRIPTION
P13585A2	FIXING PLATE TRAPEZOIDALE 4 HOLES s=5mm A2
P13586A2	FIXING PLATE TRAPEZOIDALE 4 HOLES s=6mm A2



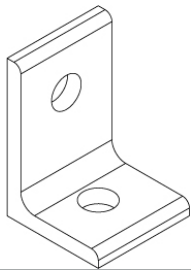
CODE	DESCRIPTION
P10265A2	ANGULAR PLATES 50X50 2 HOLES s=5mm A2
P10266A2	ANGULAR PLATES 50X50 2 HOLES s=6mm A2



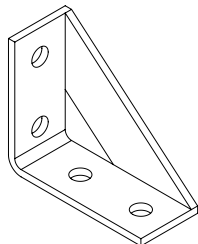
CODE	DESCRIPTION
P13255A2	ANGULAR PLATES 90X105 4 HOLES s=5mm A2
P13256A2	ANGULAR PLATES 90X105 4 HOLES s=6mm A2



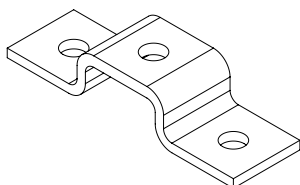
CODE	DESCRIPTION
P13265A2	ANGULAR PLATES 50X105 3 HOLES s=5mm A2
P13266A2	ANGULAR PLATES 50X105 3 HOLES s=6mm A2



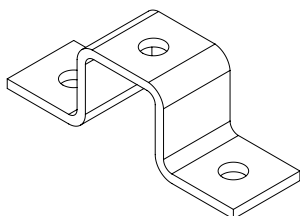
CODE	DESCRIPTION
P10276A2	ANGULAR 45/40/30 A2
P10286A2	ANGULAR 60/40/40 A2
P10296A2	ANGULAR 90/60/40 A2



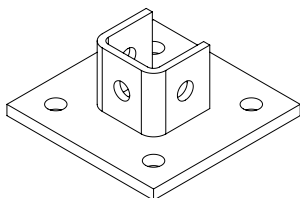
CODE	DESCRIPTION
P24845A2	ANGULAR PLATES 105X90 s=5mm A2
P24846A2	ANGULAR PLATES 105X90 s=6mm A2



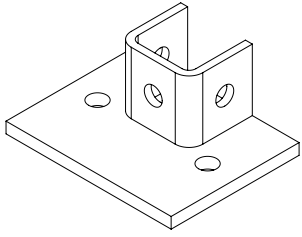
CODE	DESCRIPTION
P40475A2	OMEGA PLATES 21X136 s=5 A2
P40476A2	OMEGA PLATES 21X136 s=6 A2



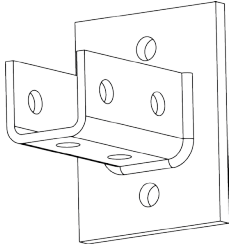
CODE	DESCRIPTION
P17375A2	OMEGA PLATES 41X136 3 HOLES s=5mm A2
P17376A2	OMEGA PLATES 41X136 3 HOLES s=6mm A2



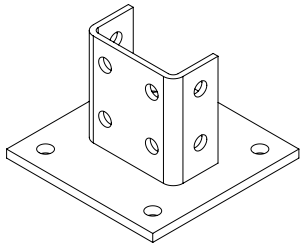
CODE	DESCRIPTION
P20715A2	BASE PLATES 120X120X45 s=5mm A2
P20716A2	BASE PLATES 120X120X45 s=6mm A2



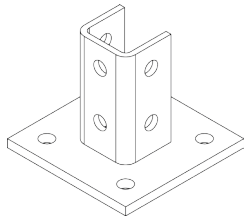
CODE	DESCRIPTION
P20725A2	BASE PLATES 120X93X45 s=5mm A2
P20726A2	BASE PLATES 120X93X45 s=6mm A2



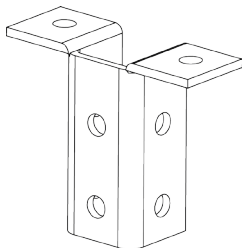
CODE	DESCRIPTION
P29425A2	BASE PLATES 129X93X95 s=5mm A2
P29426A2	BASE PLATES 129X93X95 s=6mm A2



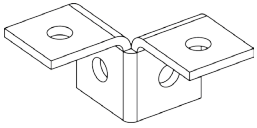
CODE	DESCRIPTION
P20735A2	BASE PLATES 150X150X95 s=5mm A2
P20736A2	BASE PLATES 150X150X95 s=6mm A2



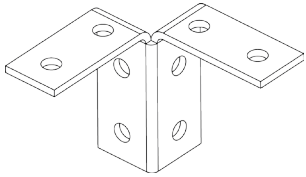
CODE	DESCRIPTION
P20755A2	BASE PLATES 120X120X95 s=5mm A2
P20756A2	BASE PLATES 120X120X95 s=6mm A2



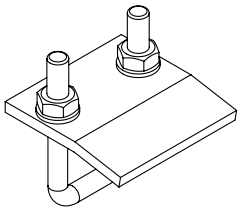
CODE	DESCRIPTION
P23465A2	WING PLATES AT s=5mm A2
P23466A2	WING PLATES AT s=6mm A2



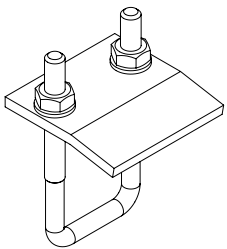
CODE	DESCRIPTION
P22235A2	DOUBLE LOW ANGULAR PLATES s=5mm A2
P22236A2	DOUBLE LOW ANGULAR PLATES s=6mm A2



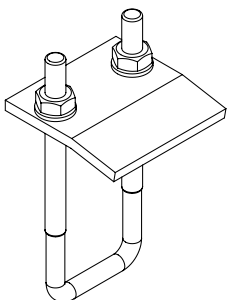
CODE	DESCRIPTION
P22255A2	DOUBLE HIGHT ANGULAR PLATES s=5mm A2
P22256A2	DOUBLE HIGHT ANGULAR PLATES s=6mm A2



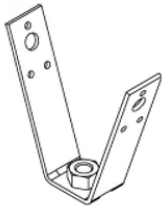
CODE	DESCRIPTION
P27856A2	BEAM CLAMP 75X21 s=6mm A2



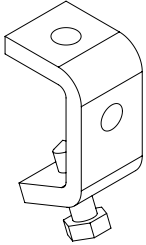
CODE	DESCRIPTION
P27866A2	BEAM CLAMP 75X41 s=6mm A2



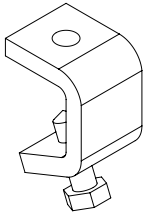
CODE	DESCRIPTION
P27876A2	BEAM CLAMP 75X82 s=6mm A2



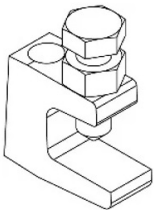
CODE	DESCRIPTION
P41573A2	ANCORANTI TRAPEZOIDALI M10 (FM) A2



CODE	DESCRIPTION
P12715A2	BEAM CLAMP 40X63 2 HOLES s=5mm A2
P12716A2	BEAM CLAMP 40X63 2 HOLES s=6mm A2



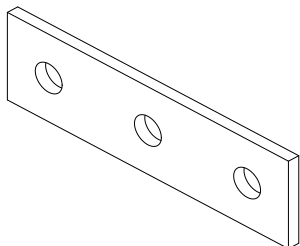
CODE	DESCRIPTION
P12725A2	BEAM CLAMP 50X25 1 HOLES s=5mm A2
P12726A2	BEAM CLAMP 50X25 1 HOLES s=6mm A2



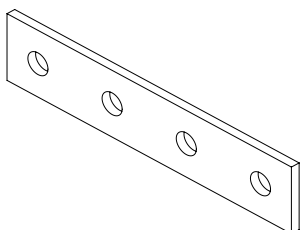
CODE	DESCRIPTION
A10101A2	BEAM CLAMP M10 A2

FIXING PLATES

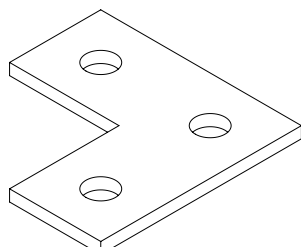
INOX A4



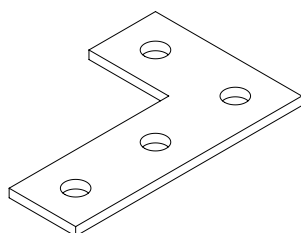
CODE	DESCRIPTION
P10665A4	FIXING PLATE 40X136 3 HOLES s=5mm A4
P10666A4	FIXING PLATE 40X136 3 HOLES s=6mm A4



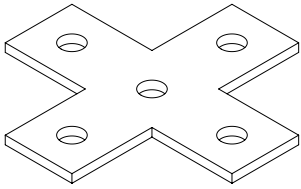
CODE	DESCRIPTION
P10675A4	FIXING PLATE 40X184 4 HOLES s=5mm A4
P10676A4	FIXING PLATE 40X184 4 HOLES s=6mm A4



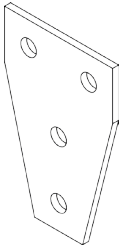
CODE	DESCRIPTION
P10365A4	FIXING PLATE A L 40X88 3 HOLES s=5mm A4
P10366A4	FIXING PLATE A L 40X88 3 HOLES s=6mm A4



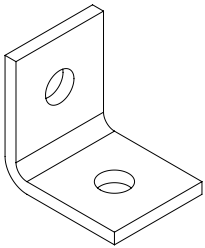
CODE	DESCRIPTION
P13805A4	FIXING PLATE 88X136 4 HOLES s=5mm A4
P13806A4	FIXING PLATE 88X136 4 HOLES s=6mm A4



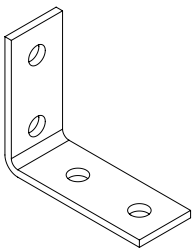
CODE	DESCRIPTION
P10285A4	CROSS FIXING PLATE 40X136 5 HOLES s=5mm A4
P10286A4	CROSS FIXING PLATE 40X136 5 HOLES s=6mm A4



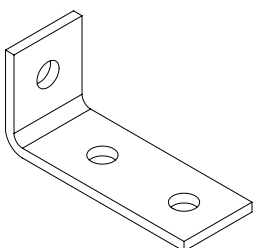
CODE	DESCRIPTION
P13585A4	TRAPEZOIDAL FIXING PLATE 4 HOLES s=5mm A4
P13586A4	TRAPEZOIDAL FIXING PLATE 4 HOLES s=6mm A4



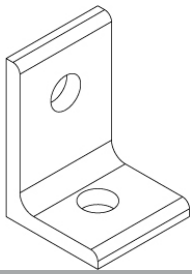
CODE	DESCRIPTION
P10265A4	ANGULAR PLATES 50X50 2 HOLES s=5mm A4
P10266A4	ANGULAR PLATES 50X50 2 HOLES s=6mm A4



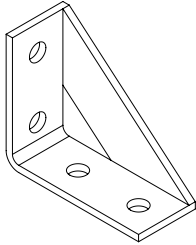
CODE	DESCRIPTION
P13255A4	ANGULAR PLATES 90X105 4 HOLES s=5mm A4
P13256A4	ANGULAR PLATES 90X105 4 HOLES s=6mm A4



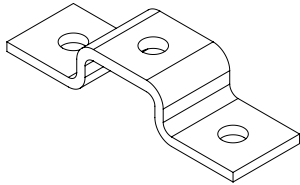
CODE	DESCRIPTION
P13265A4	ANGULAR PLATES 50X105 3 HOLES s=5mm A4
P13266A4	ANGULAR PLATES 50X105 3 HOLES s=6mm A4



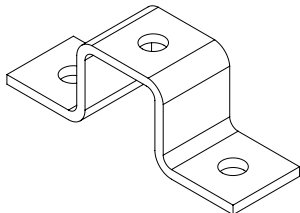
CODE	DESCRIPTION
P10276A4	ANGULAR 45/40/30 A4
P10286A4	ANGULAR 60/40/40 A4
P10296A4	ANGULAR 90/60/40 A4



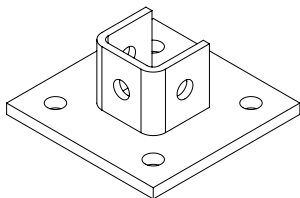
CODE	DESCRIPTION
P24845A4	ANGULAR PLATES 105X90 s=5mm A4
P24846A4	ANGULAR PLATES 105X90 s=6mm A4



CODE	DESCRIPTION
P40475A4	OMEGA PLATES 21X136 s=5 A4
P40476A4	OMEGA PLATES 21X136 s=6 A4

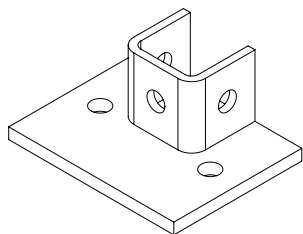


CODE	DESCRIPTION
P17375A4	OMEGA PLATES 41X136 3 HOLES s=5mm A4
P17376A4	OMEGA PLATES 41X136 3 HOLES s=6mm A4

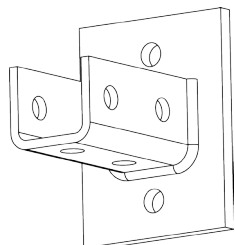


CODE	DESCRIPTION
P20715A4	BASE PLATES 120X120X45 s=5mm A4
P20716A4	BASE PLATES 120X120X45 s=6mm A4

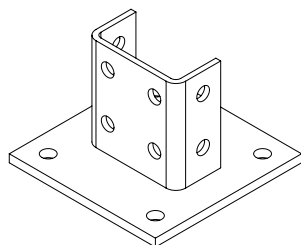




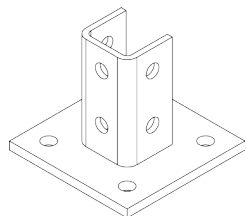
CODE	DESCRIPTION
P20725A4	BASE PLATES 120X93X45 s=5mm A4
P20726A4	BASE PLATES 120X93X45 s=6mm A4



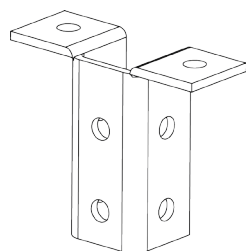
CODE	DESCRIPTION
P29425A4	BASE PLATES 129X93X95 s=5mm A4
P29426A4	BASE PLATES 129X93X95 s=6mm A4



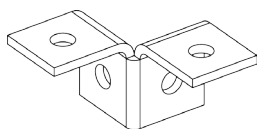
CODE	DESCRIPTION
P20735A4	BASE PLATES 150X150X95 s=5mm A4
P20736A4	BASE PLATES 150X150X95 s=6mm A4



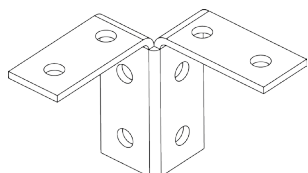
CODE	DESCRIPTION
P20755A4	BASE PLATES 120X120X95 s=5mm A4
P20756A4	BASE PLATES 120X120X95 s=6mm A4



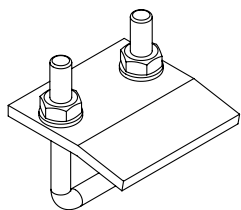
CODE	DESCRIPTION
P23465A4	WING PLATES AT s=5mm A4
P23466A4	WING PLATES AT s=6mm A4



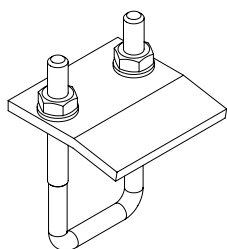
CODE	DESCRIPTION
P22235A4	DOUBLE LOW ANGULAR PLATES s=5mm A4
P22236A4	DOUBLE LOW ANGULAR PLATES s=6mm A4



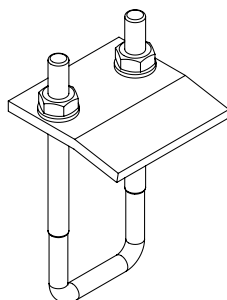
CODE	DESCRIPTION
P22255A4	DOUBLE HIGHT ANGULAR PLATES s=5mm A4
P22256A4	DOUBLE HIGHT ANGULAR PLATES s=6mm A4



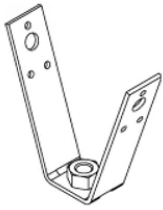
CODE	DESCRIPTION
P27856A4	BEAM CLAMP 75X21 s=6mm A4



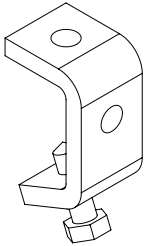
CODE	DESCRIPTION
P27866A4	BEAM CLAMP 75X41 s=6mm A4



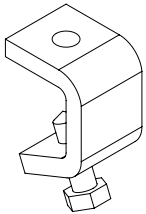
CODE	DESCRIPTION
P27876A4	BEAM CLAMP 75X82 s=6mm A4



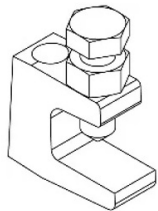
CODE	DESCRIPTION
P41573A4	ANCORANTI TRAPEZOIDALI M10 (FM) A4



CODE	DESCRIPTION
P12715A4	BEAM CLAMP 40X63 2 HOLES s=5mm A4
P12716A4	BEAM CLAMP 40X63 2 HOLES s=6mm A4

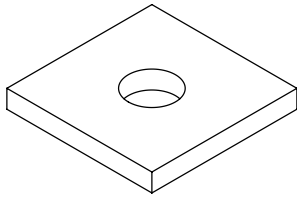


CODE	DESCRIPTION
P12725A4	BEAM CLAMP 50X25 1 HOLES s=5mm A4
P12726A4	BEAM CLAMP 50X25 1 HOLES s=6mm A4

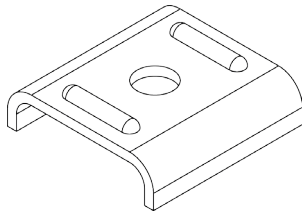


CODE	DESCRIPTION
A10101A4	BEAM CLAMP M10 A4

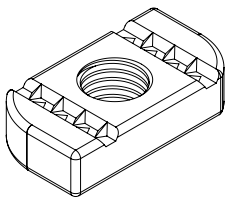




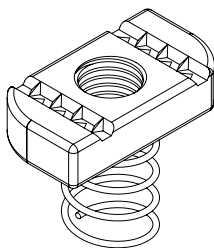
CODE	DESCRIPTION
P0513ZE	FIXING PLATE s=5mm ZE
P0613ZE	FIXING PLATE s=6mm ZE
P0513ZC	FIXING PLATE s=5mm HDG
P0613ZC	FIXING PLATE s=6mm HDG



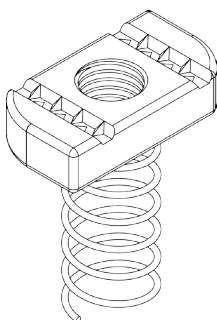
CODE	DESCRIPTION
P2861ZE	P2861 s=3mm ZE
P2861ZC	P2861 s=3mm HDG



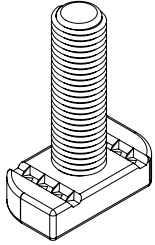
CODE	DESCRIPTION
D06ZE	CHANNEL NUTS M6 ZE
D08ZE	CHANNEL NUTS M8 ZE
D10ZE	CHANNEL NUTS M10 ZE
D12ZE	CHANNEL NUTS M12 ZE



CODE	DESCRIPTION
DM06ZE	CHANNEL NUTS M6 WITH SPRINGZE
DM08ZE	CHANNEL NUTS M8 WITH SPRINGZE
DM10ZE	CHANNEL NUTS M10 WITH SPRINGZE
DM12ZE	CHANNEL NUTS M12 WITH SPRINGZE



CODE	DESCRIPTION
DML06ZE	CHANNEL NUTS M6 WITH LONG SPRING ZE
DML08ZE	CHANNEL NUTS M8 WITH LONG SPRING ZE
DML10ZE	CHANNEL NUTS M10 WITH LONG SPRING ZE
DML12ZE	CHANNEL NUTS M12 WITH LONG SPRING ZE



CODE	DESCRIPTION
VM0830	HAMMER SCREW M8 L=30mm
VM0840	HAMMER SCREW M8 L=40mm
VM0850	HAMMER SCREW M8 L=50mm
VM0860	HAMMER SCREW M8 L=60mm
VM1030	HAMMER SCREW M10 L=30mm
VM1040	HAMMER SCREW M10 L=40mm
VM1050	HAMMER SCREW M10 L=50mm
VM1060	HAMMER SCREW M10 L=60mm
VM1230	HAMMER SCREW M12 L=30mm
VM1240	HAMMER SCREW M12 L=40mm
VM1250	HAMMER SCREW M12 L=50mm
VM1260	HAMMER SCREW M12 L=60mm



CODE	DESCRIPTION
B008	THREATED ROD M8
B010	THREATED ROD M10
B012	THREATED ROD M12



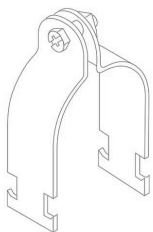
CODE	DESCRIPTION
A00640	TORX CONCRETE SCREW 6X40
A00660	TORX CONCRETE SCREW 6X60



CODE	DESCRIPTION
A00880	ESAGONAL CONCRET SCREW 8X80
A10100	ESAGONAL CONCRET SCREW 10X100
A12130	ESAGONAL CONCRET SCREW 12X130



CODE	ACCESSORI
10034	SPRINKLER COLLAR M10 1"
10042	SPRINKLER COLLAR M10 1" 1/4
10048	SPRINKLER COLLAR M10 1" 1/2
10060	COLLARE SPRINKLER M10 2"
10076	SPRINKLER COLLAR M10 2" 1/2
10089	SPRINKLER COLLAR M10 3"
10114	SPRINKLER COLLAR M10 4"
12139	SPRINKLER COLLAR M12 5"
12168	SPRINKLER COLLAR M12 6"
12219	SPRINKLER COLLAR M12 8"



CODE	DESCRIPTION
M11022	UNIVERSAL COLLAR 1/2"
M11027	UNIVERSAL COLLAR 3/4"
M11033	UNIVERSAL COLLAR 1"
M11042	UNIVERSAL COLLAR 1" 1/4
M11048	UNIVERSAL COLLAR 1" 1/2
M11060	UNIVERSAL COLLAR 2"
M11076	UNIVERSAL COLLAR 2" 1/2
M11089	UNIVERSAL COLLAR 3"
M11114	UNIVERSAL COLLAR 4"
M11139	UNIVERSAL COLLAR 5"
M11168	UNIVERSAL COLLAR 6"
M11219	UNIVERSAL COLLAR 8"

